

REQUEST FOR QUALIFICATIONS
RFQ 16-174C

DESIGN PROFESSIONAL SERVICES

Pompano Beach Elementary School



The School Board of Broward County, Florida

Dr. Rosalind Osgood, Chair
Abby M. Freedman, Vice Chair
Robin Bartleman
Heather P. Brinkworth
Patricia Good
Donna P. Korn
Laurie Rich Levinson
Ann Murray
Nora Rupert

Robert W. Runcie, Superintendent of Schools

Leo Bobadilla - Chief Facilities Officer
Barbara J. Myrick, Interim General Counsel

Office of Facilities and Construction
Procurement and Warehousing Services

NOTICES TO ALL BIDDERS

Cone of Silence and Lobbyist Activities

For Cone of Silence requirements and for Lobbyist Activities restrictions, refer to Section 4, Introduction and General Information lines labeled 'Cone of Silence and Lobbyist Activities' (lines 4.11 and 4.12).

THE SCHOOL BOARD OF BROWARD COUNTY, FLORIDA
Procurement and Warehousing Services Department
7720 W. Oakland Park Boulevard, Suite 323
Sunrise, Florida 33351-6704



THE SCHOOL BOARD OF BROWARD COUNTY, FLORIDA
7720 WEST OAKLAND PARK BOULEVARD, SUITE 323 • SUNRISE, FLORIDA 33351-6704 • TEL 754-321-0501

REQUEST FOR QUALIFICATIONS (RFQ)

RFQ # 16-174C

DESIGN PROFESSIONAL SERVICES

RFQ Issue Date: May 25, 2016

Description of Scope:

Design Services for the following project:

Pompano Beach Elementary School

- Fire Sprinklers
- Fire Alarm
- Improvement to or Replacement of Building 3
- HVAC Improvements
- Electrical Improvements
- Building Envelope Improvements

NOTICES TO ALL PROPOSERS

Cone of Silence and Lobbyist Activities

For Cone of Silence requirements and for Lobbyist Activity restrictions refer to Section 1, Introduction and General Information lines labeled Cone of Silence and Lobbyist Activities. Line numbers 1.10 and 1.11.

THE SCHOOL BOARD OF BROWARD COUNTY, FLORIDA
Procurement and Warehousing Services Department
7720 W. Oakland Park Boulevard, Suite 323
Sunrise, Florida 33351-6704

TABLE OF CONTENTS

<u>Section</u>	<u>Page</u>
---	RFQ Cover Sheet..... 1
---	Table of Contents and Attachments..... 2
1.0	Introduction and General Information 3
2.0	Calendar 6
3.0	RFQ Conditions 7
4.0	Required Proposal Format and Response Information..... 11
5.0	Evaluation of Qualifications 14
6.0	Project Scope and Schedule 16

Attachments

Attachment A - M/WBE Participation

Attachment B – Design Professional and Consultants Staffing

Attachment C – Sample Professional Services Agreement (With attachments)

PSA Attachment 1: Identified Codes, Regulations and Standards

PSA Attachment 2: Basic Design Phasing Requirements

PSA Attachment 3: Sample Schedule Format/Owner’s Initial Schedule – for reference

PSA Attachment 4: Sample Permitting

PSA Attachment 5: Invoice Formats

PSA Attachment 6: Design Fees

PSA Attachment 7: Supplemental Services

PSA Attachment 8: Electronic Media Requirements

PSA Attachment 9: Conflict of Interest Form

PSA Attachment 10: M/WBE Report Form

PSA Attachment 11: IRS form W-9

PSA Attachment 12: ACH Payment Agreement Form

PSA Attachment 13: Drug-Free Workplace

PSA Attachment 14: Errors and Omissions Process

Attachment D - Required Response Form

Attachment E - Scope of Available Services

Attachment F – Proposers Request for Information Form

Attachment G – Project Scope of Work

Attachment H – Authorization to Proceed Form

SECTION 1.0 - INTRODUCTION AND GENERAL INFORMATION

- 1.1 The School Board of Broward County, Florida (hereinafter referred to as "SBBC") desires to receive Qualifications for Design Services as described herein.
- 1.2 **Questions and Interpretations:** Any questions, requests for clarifications or interpretations regarding any portion of this RFQ during the Submittal preparation period (or reporting errors, inconsistencies, or ambiguities) shall be received no less than ten (10) days prior to the deadline due date for submitting the completed RFQ response, and no questions or clarifications will be considered after this date. Respondents must submit Document 00220 – Bidders Request For Information Form (Attachment F) for all RFI requests and all RFI requests must be typed or printed. Questions not submitted on Document 00220 will not be considered. RFI requests must be for a single RFQ, RFI requests for multiple RFQs may not be considered. Any questions which require a response which amends the RFQ document in any manner will be answered via Addendum by the Procurement and Warehousing Services Department and provided to all Proposers. Address questions or requests for clarifications in writing to:
- Vanessa S. Lauchaire
Strategic Sourcing Manager
Procurement & Warehousing Services
7720 West Oakland Park Blvd - Suite 323
Sunrise, FL 33351
754-321-0533 Fax
- 1.3 Any verbal or written information, which is obtained other than by information in this RFQ document or by Addenda, shall not be binding on SBBC.
- 1.4 **Contract Term:** The term of this contract is anticipated to begin on the Notice to Proceed Date and end one year after final completion of the project.
- 1.5 **Proposal Format:** The RFQ's submittal shall follow the format and include the information as identified in Section 4.0 of this RFQ.
- 1.6 **Evaluation and Award:** All Proposals will be evaluated by the Selection Committee based upon the information submitted by Proposers in response to this RFQ and in accordance with the evaluation criteria established in Section 5.0. Based upon the evaluation of Proposals, the Committee will recommend a Proposer(s) to the Superintendent of Schools who may then recommend a Proposer(s) to the SBBC for award.
- 1.7 **Irrevocability of Proposal:** A Proposal may not be withdrawn before the expiration of 90 days after the date of the Proposal's opening.
- 1.8 **Proposal Package Requirements:**
- One complete, original hard-copy Proposal (clearly labeled as "original").
 - One complete, original electronic version (clearly labeled as "original").
 - Fifteen (15) complete, electronic version copies (clearly labeled as "copy").
 - Two (2) additional hard-copies (which must be identical to the original Proposal except they shall be labeled as "copy").
 - Proposals shall be submitted in a sealed envelope (package, box, etc.) with the RFQ number and description clearly identified by label on the Package along with the Proposers Name.

1.9 **Gratuities:** Proposers shall not provide any gratuities, favors, or anything of monetary value to any official, employee, or agent of SBBC; including any School Board Member, Superintendent of Schools and any Evaluation Committee Members, for any reason during this entire Procurement Process.

1.10 **Cone of Silence:** Any proposer, or lobbyist for a proposer, is prohibited from having any communications (except as provided in this rule) concerning any solicitation for a competitive procurement with any School Board member, the Superintendent, any Evaluation Committee Member, or any other School District employee after the Procurement and Warehousing Services Department releases a solicitation to the General Public. All communications regarding this solicitation shall be directed to the designated Purchasing Agent unless so notified by the Procurement and Warehousing Services Department. This "Cone of Silence" period shall go into effect and shall remain in effect from the time of release of the solicitation until the contract is awarded by the School Board. Further, any vendor, its principals, or their lobbyists shall not offer campaign contributions to School Board Members or offer contributions to School Board Members for campaigns of other candidates for political office during the period in which the vendor is attempting to sell goods or services to the School Board. This period of limitation of offering campaign contributions shall commence at the time of the "cone of silence" period for any solicitation for a competitive procurement as described by School Board Policy 3320, Part II, Section GG as well as School Board Policy 1007, Section 5.4 – Campaign Contribution Fundraising. Any vendor or lobbyist who violates this provision shall cause their Proposal (or that of their principal) to be considered non-responsive and therefore be ineligible for award. This prohibition does not apply to:

1. Telephone calls to the Procurement & Warehousing Services staff to request copies of this RFQ, to confirm attendance, or request directions regarding an interview notification received;
2. Delivery of the Respondent's Submittal;
3. Discussion at the interview;
4. Delivery of written questions about the RFQ; and/or Review of background/contract documents at the staff offices.

1.11 **Lobbyist Activities:** In accordance with SBBC Policy 1100B, as currently enacted or as amended from time to time, persons acting as lobbyists must state, at the beginning of their presentation, letter, telephone call, e-mail or facsimile transmission to School Board Members, Superintendent or Members of Senior Management, the group, association, organization or business interest she/he is representing.

1.11.1 A lobbyist is defined as a person who, for immediate or subsequent compensation (e.g., monetary profit/personal gain), represents a public or private group, association, organization or business interest and engages in efforts to influence School Board Members on matters within their official jurisdiction.

1.11.2 A lobbyist is not considered to be a person representing school allied groups (e.g., PTA, DAC, Band Booster Associations, etc.) nor a public official acting in her/his official capacity.

1.11.3 Lobbyists shall annually (July 1) disclose in each instance and for each client prior to any lobbying activities, their identity and activities by completing the lobbyist statement form which can be obtained from official School Board Records, School Board Member's Offices or the Superintendent's Office and will be recorded on SBBC's website, www.browardschools.com.

1.11.4 The lobbyist must disclose any direct business association with any current elected or appointed official or employee of SBBC or any immediate family member of such elected or appointed official or employee of SBBC.

1.11.5 Senior-level employees and/or School Board Members are prohibited from lobbying activities for two years after resignation or retirement or expiration of their term of office.

1.11.6 The Office of the Superintendent shall keep a current list of persons who have submitted the lobbyist statement form.

- 1.12 Preparation Cost of Proposal: Proposer is solely responsible for any and all costs associated with responding to this RFQ. SBBC will not reimburse any Proposer for any costs associated with the preparation and submittal of any Proposal, or for any travel and per diem costs that are incurred by any Proposer.
- 1.13 It is the sole responsibility of the Proposer to assure it has received the entire Proposal and any and all Addendum.
- 1.14 It is the sole responsibility of the Proposer to assure that its Proposal is time stamped in the Procurement and Warehousing Services Department on or before 2:00 p.m. EST on the date due.
- 1.15 No verbal or written information which is obtained other than by information in this document or by Addenda to this RFQ shall be binding on SBBC.
- 1.16 No submissions made after the Proposal opening, amending or supplementing the Proposal, will be considered.

SECTION 2.0 CALENDAR

May 25, 2016	Issuance of RFQ #16-174C
June 8, 2016	Written questions due on or before 5:00 p.m. ET in the Procurement and Warehousing Services Department 7720 West Oakland Park Blvd., Suite 323, Sunrise, Florida 33351-6704.
June 23, 2016	Proposals due on or before 2:00 p.m. ET in the Procurement and Warehousing Services Department. 7720 West Oakland Park Blvd., Suite 323, Sunrise, Florida 33351-6704.
July 14, 2016**	Selection Committee reviews Qualifications and makes a recommendation for Selection in the Procurement and Warehousing Services Department 7720 West Oakland Park Boulevard, Suite 323 Sunrise, Florida 33351-6704 at 9:00 a.m.*
July 19, 2016	Evaluation Committees Posting of Recommendations.
September 20, 2016	Tentative School Board Award Date.

*These are public meetings. SBBC prohibits any policy or procedure which results in discrimination on the basis of age, color, disability, gender identity, gender expression, national origin, marital status, race, religion, sex or sexual orientation. Individuals who wish to file a discrimination and/or harassment complaint may call the Executive Director, Benefits & EEO Compliance at 754-321-2150 or Teletype Machine (TTY) 754-321-2158.

Individuals with disabilities requesting accommodations under the Americans with Disabilities Act (ADA) may call Equal Educational Opportunities (EEO) at 754-321-2150 or Teletype Machine (TTY) 754-321-2158.

**Proposers may be asked to be present at this public meeting to answer questions related to their submittal. Proposers may also be invited to make a presentation to the Selection Committee. If a presentation is requested, it must be limited to information included in their Proposal submitted to SBBC. Details related to the Selection Committee meeting will be provided to the proposers when they are given notice of the meeting.

SECTION 3.0 - RFQ CONDITIONS

- 3.1 **Evaluation Committees and Proposals:** State Statutes 119.071 and 286.0113 are adhered to by SBBC in the review and awarding of contracts.
- 3.2 **Public Record:** Proposer acknowledges that all information contained within their Proposal is part of the public domain as defined by the State of Florida Sunshine and Public Record Laws.
- 3.3 **Governing Law:** This RFQ, and any award(s) resulting from this RFQ, shall be interpreted and construed in accordance with the laws of the State of Florida. Any protests arising from this RFQ shall be subject to Section 120.57(3), Florida Statutes. Any disputes or controversies arising out of a contract awarded under this RFQ shall be submitted to the jurisdiction of the state courts of the Seventeenth Judicial Circuit in and for Broward County, Florida.
- 3.4 **Advertising:** In submitting an RFQ, Proposer agrees not to use the results therefrom as a part of any commercial advertising without prior written approval of SBBC.
- 3.5 **Billing Instructions and Payment:** All payments made to the Design Professionals shall be made by ACH (Automated Clearing House). Monthly invoices shall be submitted to the Project Manager for review and approval. Refer to the PSA for the specifics. The ACH Payment Agreement Form is an attachment to the PSA (PSA Attachment 12). This form shall be submitted at the time of the execution of the Contract.
- 3.6 **Contract Value:** No guarantee is given or implied as to the total dollar value or work as a result of this RFQ. SBBC is not obligated to place any order for services performed as a result of this award. Order placement will be based upon the needs and in the best interest of SBBC.
- 3.7 **Conflict of Interest and Conflicting Employment or Contractual Relationship:** Section 112.313 (3) and (7), Florida Statutes, sets forth restrictions on the ability of SBBC employees acting in a private capacity to rent, lease, or sell any realty, goods, or services to SBBC. It also places restrictions on SBBC employees concerning outside employment or contractual relationships with any business entity which is doing business with SBBC. Each Proposer is to disclose any employees it has who are also SBBC employees. This Conflict of Interest Form is an attachment to the PSA (PSA attachment 9). This executed document shall be submitted at the time of Contract Execution. Any employees identified by the Proposer, should obtain legal advice as to their obligations and restrictions under Section 112.313 (3) and (7), Florida Statutes.
- 3.8 **Disputes:**
- 3.8.1 In the event of a conflict between the documents, the order of priority of the documents shall be as follows:
1. The Agreement resulting from the award of this RFQ (if applicable) ; then
 2. Addenda released for this RFQ, with the latest Addendum taking precedence; then
 3. the RFQ Documents; then
 4. Awardee's Proposal.
- 3.8.2 In case of any other doubt or difference of opinion, the decision of SBBC shall be put in writing and shall be final and binding on both parties.
- 3.9 **Insurance:** Refer to PSA Agreement – Part 5 – Article 3 for Design Professional Insurance Requirements (RFQ Attachment C).
- 3.10 **Public Entity Crimes:** Section 287.133(2)(a), Florida Statutes, as currently enacted or as amended from time to time, states that a person or affiliate who has been placed on the convicted vendor list following a conviction for a public entity crime may

not submit a Proposal on a contract to provide any goods or services to a public entity, may not submit a Proposal on a contract with a public entity for the construction or repair of a public building or public work, may not submit a Proposal on leases of real property to a public entity, may not be awarded or perform work as a contractor, supplier, subcontractor, or consultant under a contract with any public entity, and may not transact business with any public entity in excess of the threshold amount provided in Section 287.017 for CATEGORY TWO [currently \$25,000] for a period of 36 months from the date of being placed on the convicted vendor list.

3.12 **M/WBE:**

3.12.1 M/WBE Goals: The Design Professional shall comply with the Owner's current M/WBE policies and procedures. The Design Professional's M/WBE goal for this Contract is 25 percent.

3.12.2 Information: SBBC encourages each Proposer to make every reasonable effort to include M/WBE participation on any contract award under this RFQ. An M/WBE is defined by SBBC as any legal entity, other than a joint venture, which is organized to engage in commercial transactions and which is at least 51% owned and controlled by a minority or women and has been Certified by SBBC as an approved M/WBE.

3.12.2.1 Any participation by firms not certified by SBBC at the time of proposal will not count in the RFQ evaluation process for the award of points in the Design Professional M/WBE Participation Category. However, firms that are certified by SBBC after the proposal's tentative award, will count towards the Design Professional's M/WBE project goal attainment. Design Professional to contact SDOP to provide the updated information.

3.12.2.2 For information on M/WBE Certification, or to obtain information on locating certified M/WBE's, contact SBBC's Supplier Diversity and Outreach Programs at 754-321-0550 or www.broward.k12.fl.us/supply/vendors/mwbe.htm.

3.13 **Protesting of RFQ Conditions/Specifications:** Any person desiring to protest the conditions/specifications in this RFQ, or any Addenda subsequently released thereto, shall file a notice of intent to protest, in writing to the Director of Procurement and Warehousing Services Department. The formal written protest shall be filed within ten calendar days after the date the notice of protest was filed. Saturdays, Sundays, state holidays or days during which the school district administration is closed shall be excluded in the computation of the ten (10) calendar days. The formal written protest must be received on or before 5:00 p.m. EST of the 10th Calendar Day at the office of the Director of Procurement and Warehousing Services Department. Refer to Section 120.57(3)(b), Florida Statutes, as currently enacted or as amended from time to time, for the requirements for the written protest.

3.13.1 Failure to file a notice of protest or to file a formal written protest within the time prescribed by Section 120.57(3), Florida Statutes, or a failure to post the bond or other security required by SBBC Policy 3320, Part VIII, within the time allowed for filing a bond, shall constitute a waiver of proceedings.

3.14 **Posting of RFQ Recommendations:** RFQ Recommendations will be posted in the Procurement and Warehousing Services Department and on www.demandstar.com as noted on the Calendar (Section 2.0) or as modified by an addendum or by posting in the Procurement and Warehousing Services Department and at www.demandstar.com (under the document section for this RFQ). The Recommendations will remain posted for 72 hours. It is the responsibility of each Proposer to ascertain any revised date for the posting of RFQ Recommendations.

3.15 **Protest of Intended Decision:** Any person desiring to protest the Recommended Decision shall file a notice of protest, in writing, within 72 hours after the posting of the RFQ Recommendation and shall file a formal written protest within ten calendar days after the date the notice of protest was filed. The formal written protest must be received on or before 5:00 p.m. EST of the tenth (10) calendar day. Saturdays, Sundays, state holidays and days during which the school district administration is closed shall be excluded in the computation of the 72 hours.

3.15.1 Failure to file a notice of protest or to file a formal written protest within the time prescribed by Section 120.57(3), Florida Statutes, or a failure to post the bond or other security required by Policy 3320, Part VIII, within the time allowed for filing a bond, shall constitute a waiver of proceedings.

3.15.2 Notices of protests, formal written protests, and the bonds required by Policy 3320, shall be filed at the office of the Director of Procurement and Warehousing Services, 7720 West Oakland Park Boulevard, Suite 323, Sunrise, Florida 33351 Fax filing will not be acceptable for the filing of bonds.

- 3.16 **Use of Other Contracts:** SBBC reserves the right to utilize any other SBBC contract, any State of Florida Contract, any contract awarded by any other city or county governmental agencies, other school boards, other community college/state university system cooperative agreements, in lieu of any offer received or award made as a result of this RFQ if it is in SBBC's best interest to do so. SBBC also reserves the right to waive irregularities or technicalities in any Proposal received if such action is in the best interest of SBBC. However, such a waiver shall in no way modify the RFQ requirements or excuse the Proposer from full compliance with the RFQ specifications and other contract requirements if the Proposer is awarded a contract.
- 3.17 **Assignment:** Neither party to the Agreement shall sell, assign or sublet the same without the written consent of the other; nor shall a Design Professional assign any monies due or to become due to the Design Professional, or by reason of the Contract without the previous written consent of the Owner and as approved by the Attorney for the Owner.
- 3.18 **Cancellation:** In the event any of the provisions of this RFQ are violated by the Awardee, the Director of Procurement and Warehousing Services shall give written notice to the Awardee stating the violations and unless they are corrected within five days, a recommendation will be made to SBBC for cancellation.
- 3.19 **SBBC Photo Identification Badge:**
Background Screening: Awardee agrees to comply with all the requirements of Sections 1012.32 and 1012.465, Florida Statutes, and that Awardee and all its personnel who (1) are to be permitted access to school grounds when students are present, (2) will have direct contact with students, or (3) have access or control of school funds will successfully complete the background screening required by the referenced statutes and meet the standards established by the statutes. Personnel shall include employees, representatives, agents or sub-contractors performing duties under the contract to SBBC and who meet any or all of the three requirements identified above. Awardee will bear the cost of acquiring the background screening required under Section 1012.32, Florida Statutes, and any fee imposed by the Florida Department of Law Enforcement to maintain the fingerprints provided with respect to Awardee and its personnel. The Parties agree that the failure of Awardee to perform any of the duties described in this section shall constitute a material breach of this RFQ entitling SBBC to terminate immediately with no further responsibilities or duties to perform under this Agreement. Awardee agrees to indemnify and hold harmless SBBC, its officers and employees of any liability in the form of physical or mental injury, death or property damage resulting in Awardee's failure to comply with the requirements of this section or Sections 1012.32 and 1012.465, Florida Statutes.
- 3.19.1 SBBC issued identification badges must be worn at all times when on SBBC property and must be worn where they are visible and easily readable.
- 3.19.2 Badge Vendor Information shall be provided to the Design Professional at the time of Award.
- 3.20 **Withdrawal of RFQ:** In the best interest of SBBC, SBBC reserves the right to withdraw this RFQ at any time prior to the time and date specified for the Proposal opening.
- 3.21 **Severability:** In case of any one or more of the provisions contained in this RFQ shall be for any reason be held to be invalid, illegal, unlawful, unenforceable or void in any respect, the invalidity, illegality, unenforceability or unlawful or void nature of that provision shall not affect any other provision and this provision shall be considered as if such invalid, unlawful, unenforceable or void provision had never been included herein.
- 3.22 It is the sole responsibility of the Proposer to assure it has received the entire Proposal and any and all Addendum.
- 3.23 It is the sole responsibility of the Proposer to assure that its Proposal is time stamped in the Procurement and Warehousing Services Department on or before the due time on the date due. No submissions made after the Proposal opening, amending or supplementing the Proposal, shall be considered.

3.24 No verbal or written information which is obtained other than by information in this document or by Addenda to this RFQ shall be binding on SBBC.

3.25 **Acceptance and Rejection of Proposals:**

3.25.1 **Acceptance:** All Proposals properly completed and submitted will be evaluated in accordance with Section 5.0.

3.25.2 **Rejection:** A Proposal may be rejected if it does not conform to the rules or the requirements contained in this RFQ. Examples for rejection include, but are not limited to, the following:

3.25.2.1 The Proposal is time-stamped at the Procurement and Warehousing Services Department after the deadline specified in the RFQ.

3.25.2.2 Proposers found legally guilty of collusion among Proposers, shall be rejected, and the participants to such shall be barred from future procurement opportunities until such time as they may be reinstated.

3.25.2.3 The Proposal shows non-compliance with applicable laws; or contains any unauthorized additions or deletions; is a conditional Proposal; is an incomplete Proposal; or contains irregularities of any kind.

3.26.2.4 The Proposer adds provisions reserving the right to accept or reject an award or to enter into a contract pursuant to an award or adds provisions contrary to those in the RFQ.

3.25.3 SBBC also reserves the right to waive irregularities or technicalities in any Proposal received if such action is in the best interest of SBBC. However, such a waiver shall in no way modify the RFQ requirements or excuse the Proposer from full compliance with the RFQ specifications and other contract requirements if the Proposer is awarded the contract.

3.26 **Maintenance of Records:**

3.26.1 Design Professional shall keep all records and supporting documentation which concern or reflect its Services hereunder. The records and documentation shall be retained by the Design Professional for a period of seven (7) years from the completion date of the project associated with the Authorization to Proceed; or such period of time as required by law. The Owner, or any duly authorized agents or representatives of the Owner, shall have the right to inspect and copy all such records and documentation as often as they deem necessary during the period of this Agreement and during the period noted above in which the records are to be retained. Such activity shall be conducted at the reasonable convenience of the Design Professional.

3.27 **Liability:** Refer to Attachment C - Sample Professional Services Agreement (PSA), Part 5 Article 2 - Liability Clause.

3.28 **SBBC Information Security Guidelines:** It is the responsibility of the Design/Builder to read and adhere to the SBBC Information Security Guidelines when using any device connected to the SBBC's network. Following the conclusion of the contract term, all of SBBC's confidential information must be removed from the Design/Builder's equipment and all access privileges must be revoked. Final payment will be withheld until the Design/Builder has confirmed, in writing, that all SBBC's confidential information has been purged from any and all electronic technology devices that were used during this contract and were connected to the SBBC's network.

SECTION 4.0 - REQUIRED QUALIFICATIONS FORMAT AND RESPONSE INFORMATION

4.1 The SBBC's Procurement and Warehousing Services Department shall determine whether each Proposer has Addressed and provided all RFQ submittal requirements. SBBC's Procurement and Warehousing Department shall identify the status of completion for each Proposer's proposal on a spreadsheet for the Evaluation Committee's use.

4.2 It is required that Proposals be organized in the manner specified below and with all the information as identified.

4.2.1 Title Page:

- Line 1 Include RFQ number and name;
- Line 2. The RFQ Due Date;
- Line 3 The name of the Proposer (company/firm name);
- Line 4 Company/firm address;
- Line 5 and telephone number.

4.2.2 Section A – General

Section A1 Table of Contents: Include a clear identification of the material by scoring sections, section number and by page number.

Section A2 Letter of Responsibility: Include the names of the persons who will be authorized to make decisions for the Proposer for this proposal, and for the Design efforts that may result from this RFQ. Provide titles, work addresses, telephone numbers and e-mail addresses. Letter to be on Company Letterhead and signed by an Officer of the Company.

4.2.3 Section B – Required Forms, Licenses, certificates, History

4.2.3.1 Required Response Form

4.2.3.1.1 The Required Response Form shall be completed in ink or typewritten. The signed "original" Required Response Form shall be submitted within the Proposal Package labeled as the "original." Refer to Attachment D.

4.2.3.1.2 Required Response Form for Joint Venture Proposals shall follow the following requirements.

4.2.3.1.2.1 JOINT VENTURES: In the event multiple Proposers submit a joint Proposal in response to the RFQ, a single Proposer shall be identified as the Prime Proposer. If offering a joint Proposal, Prime Proposer must include the name and address of all parties of the joint Proposal. Prime Proposer shall provide all bonding and insurance requirements, execute any Contract, complete the Required Response Form shown herein, and have overall and complete accountability to resolve any dispute arising within this contract. Only a single contract with one Proposer shall be acceptable. Prime Proposer responsibilities shall include, but not be limited to, performing of overall contract administration, preside over other Proposers participating or present at SBBC meetings, oversee preparation of reports and presentations, and file any notice of protest and final protest as described herein. Prime Proposer shall also prepare and present a consolidated invoice(s) for services performed. SBBC shall issue only one check for each consolidated invoice to the Prime Proposer for services performed. Prime Proposer shall remain responsible for performing services associated with response to this RFQ.

Section B1 Required Response Form:

Modifications or alterations to this form shall not be accepted and will cause the Proposal to be rejected and not reviewed. The Required Response Form, shall be the only acceptable form. The form with the Original Signature shall be in the Proposal Package labeled "Original". Refer to Attachment D.

Section B2 Licenses and Registrations (Florida)

- 3.1 All appropriate licenses shall be provided on a list
- 3.2 Firms Architectural License/Registration if applicable
- 3.3 Architectural License/Registration – for _____
- 3.4 Architectural License/Registration – for _____
- 3.5 Mechanical License/Registration – for _____
- 3.6 Structural License/Registration – for _____
- 3.7 M/WBE Certificate (if applicable) – for proposer firm
- 3.8 continue as appropriate

Section B3 Proposer History

Provide a listing of current and former business entities that the Proposer is operating under and has operated under in the past. Letter to be on Company Letterhead and signed by an officer of the Company.

Section B4 Litigation

Provide a statement of any litigation or regulatory action that has been filed or is pending against your firm(s) in the last three years. If an action has been filed, state and describe the litigation or regulatory action filed, and identify the court or agency before which the action was instituted, the applicable case or file number, and the status or disposition for such reported action. If no litigation or regulatory action has been filed against your firm(s), provide a statement to that effect. For joint venture or team Proposers, submit the requested information for each member of the joint venture or team.

4.2.4 **Section C - Experience and Qualifications** (50 maximum points)

Section C1 Executive Summary / Approach / Current Work Load (20 maximum points)

Executive Summary – (7 maximum points) Submit a brief abstract stating the Proposer’s understanding of the nature and scope of the services to be provided and capability to comply with all terms and conditions of RFQ (3 page maximum).

Approach – (7 maximum points) Discuss your approach for delivering this project (2 page maximum).

Current Work Load – (6 maximum points) Demonstrate your ability to perform this work given your current project workload. Provide a list of current projects for SBBC (2 page maximum).

Section C2 Firm Experience and Qualifications (15 maximum points)

Provide a statement of your firm’s qualifications to perform the services requested under this RFQ (3 page maximum).

Section C3 Relevant Projects / References (15 maximum points)

Provide a list and description of relevant projects (maximum of 5) successfully completed by your firm in the most recent five (5) years. For each project, include:

- Name and location of project
- Scope of work that was performed by your firm
- Summary of the project scope including construction delivery method
- Name, title and contact information for client

- Initial and final construction cost (where not deemed confidential)
- Change order percentage by type, including errors and omissions
- Planned design schedule vs actual design schedule

Include 3 references with contact information, preferably from one of the projects requested above (5 pages maximum for Section C3).

4.2.5 Section D – Team Composition: (40 maximum points)

Section D1 Team Structure (10 maximum points)

Describe the structure of your team, including all subconsultants. Indicate which professional design services the prime firm offers with in house staff, and indicate which professional design services the firm may opt to utilize consultants. Refer to Attachment E. (3 pages maximum. Attachment E does not count toward page limits)

Section D2 Key Personnel (30 maximum points)

Design Professional's Staff (15 maximum points)

Provide the names of the Design Professionals staff intended for use on SBBC Projects, including applicable professional qualifications. Identify the Principal to be in charge of SBBC Projects. Identify other key personnel as appropriate, including the Senior Architect and primary production Architect. Not all staff personnel need to be listed. It is understood that staffing requirements will vary from project to project based on project scope and required design time frame. Refer to Attachment B. Resumes for key personnel should be provided.

Consultants' Staffing (15 maximum points)

For each Consultant, provide the names of the Consultants Staff intended for use on SBBC Projects, including professional qualifications. Identify the Principal to be in charge of SBBC Projects. Identify a Senior Engineer for each of the disciplines that each Consultant performs. Refer to Attachment B. Resumes for key personnel should be provided.

4.2.6 Section E - Supplier Diversity and Outreach Program (10 maximum points)

Section E1 M/WBE Firms for Intended Use (10 maximum points)

Identify the M/WBE firm or firms who may be working with you on this engagement utilizing Attachment A, M/WBE Participation.

SECTION 5.0 - EVALUATION OF QUALIFICATIONS

5.1 Evaluation of Qualifications - The Evaluation Committee shall evaluate all Qualified Proposals by the following Categories.

<u>SECTION</u>	<u>POSSIBLE POINTS</u>
Section A – General	Pass/Fail
Section B – Required Forms	Pass/Fail
<u>Section C - Experience and Qualifications</u>	
Section C 1 - Executive Summary / Approach / Current Work Load	0 to 20
Section C 2 – Firm Experience and Qualifications	0 to 15
Section C 3 - Relevant Projects / References	0 to 15
<u>Section D - Team Composition</u>	
Section D 1 – Team Structure	0 to 10
Section D 2 – Key Personnel	0 to 30
<u>Section E - Supplier Diversity & Outreach Program</u>	
Section E 1 - M/WBE Participation	0 to 10
TOTAL POSSIBLE POINTS	100

5.1.1 Scoring of M/WBE Participation – Section E1

The SBBC shall award a maximum of ten (10) points for M/WBE Participation as listed in the Evaluation Point Tables below. At the time the proposal is submitted, the proposer shall identify all M/WBE firms (if any) which will be utilized by using the M/WBE Participation Form and Statement of Intent Form. The Letter of Intent submitted with the proposal reflects the intent of the parties (prime and sub-consultant) to establish a business relationship as well as the type of work and percentage of work that the sub-consultant will perform.

5 Points For M/WBE Designer	
M/WBE Designer	5.0 Points

5 Points For M/WBE Sub-Consultant Participation	
≥ 25%	5.0 Points
≥ 20%	4.0 Points
≥ 15%	3.0 Points
≥ 10%	2.0 Points
≥ 5%	1.0 Points

NOTE: Points for Category E shall be provided by the M/WBE Coordinator for use by QSEC members.

5.2 Qualification Selection Evaluation Committee (“QSEC”) members shall rank proposers based on the total number of points received from QSEC committee member scoring, The proposer receiving the most total points received from all QSEC members shall be considered to be the most qualified proposer (“Firm 1”). All remaining proposers shall be ranked in order based on total points received from all QSEC members (Firm 2, Firm 3, Firm 4, and etc.).

- 5.2.1 The first tie-breaker between identically scored proposers shall be the total number of times the applicable proposers are ranked as the most qualified (Firm 1) by individual QSEC committee members.
- 5.2.2 The second tie-breaker between identically scored proposers shall be the total number of times the applicable proposers are ranked as the second most qualified ("Firm 2") by individual QSEC committee members.
- 5.2.3 The third tie-breaker between identically scored proposers shall be the total number of times the applicable proposers are ranked as the third most qualified ("Firm 3") by individual QSEC committee members.
- 5.2.4 The fourth tie-breaker shall be a coin flip, to be called in the air, by the proposer who held its discussions with QSEC first.
- 5.3 Any firm receiving a "Fail" score in Sections A or B shall be deemed non-responsive.
- 5.4 After scoring has been completed, QSEC shall recommend that District staff negotiate a contract for professional design services with Firm 1 at compensation which staff determines is fair, competitive, and reasonable.
 - 5.4.1 Should staff be unable to negotiate a satisfactory contract with Firm 1, negotiations with Firm 1 shall be formally terminated.
 - 5.4.2 Staff shall then undertake negotiations with Firm 2. Should staff be unable to negotiate a satisfactory contract with Firm 2, staff shall formally terminate negotiations with Firm 2, and then undertake negotiations with Firm 3.
 - 5.4.3 This process shall continue with the remaining, most qualified firms until a satisfactory contract is negotiated. If no negotiations are successful, the procurement shall automatically terminate.
- 5.5 After successful negotiations with the applicable proposer, an Agreement shall be submitted to the Board for approval and award of a Design contract.
- 5.6 Award: The Agreement resulting from these negotiations shall be governed by the laws of the State of Florida, and shall have venue established in the 17th Court of Broward County, Florida or the United States Court of the Southern District of Florida.

END OF EVALUATION OF QUALIFICATIONS

SECTION 6.0 – PROJECT SCOPE AND SCHEDULE

6.1 Summary Project Scope - The Scope of Work is summarized below.

Pompano Beach Elementary School

- Fire Sprinklers
- Fire Alarm
- Improvement to or Replacement of Building 3
- HVAC Improvements
- Electrical Improvements
- Building Envelope Improvements

6.2 Project Budget - The Budget for this package is as follows.

Pompano Beach Elementary School

Total Funds from District's approved ADEFP: \$ 5,529,000

Less:

- School Choice and Technology \$ 305,000

Total Project Budget \$ 5,224,000

Less:

- Other Owner Costs \$ 261,200

TOTAL Design, Construction and Soft Cost Funds \$ 4,962,800

6.3 Project Schedule - The Schedule for this project is as follows:

Authorization to Proceed November 1, 2016

Completion of Design July 18, 2017

Final Completion – Construction October 25, 2018

END OF RFQ

M/WBE PARTICIPATION

Complete the following information on the proposed M/WBE participation on this contract.

Proposer's Company Name: _____

M/WBE Firm Information	Scope and/or Nature of Work to be Performed by the M/WBE	% of M/WBE Participation	
Firm Name: _____ Contact Person: _____ Address: _____ _____ Telephone No.: _____ Facsimile No.: _____ M/WBE Certification No.: _____ Certifying Agency Name: _____ Address: _____ _____ Telephone No.: _____			
Firm Name: _____ Contact Person: _____ Address: _____ _____ Telephone No.: _____ Facsimile No.: _____ M/WBE Certification No.: _____ Certifying Agency Name: _____ Address: _____ _____ Telephone No.: _____			
Firm Name: _____ Contact Person: _____ Address: _____ _____ Telephone No.: _____ Facsimile No.: _____ M/WBE Certification No.: _____ Certifying Agency Name: _____ Address: _____ _____ Telephone No.: _____			

Note: percentage amount needs to be provided to receive points.

Design and Professional Consulting Staff

Prime Firm:

Name	Title	Role	Time Commitment	Florida professional license	Email Address

Subconsultant:

Name	Title	Role	Time Commitment	Florida professional license	Email Address

Subconsultant:

Name	Title	Role	Time Commitment	Florida professional license	Email Address

Subconsultant:

Name	Title	Role	Time Commitment	Florida professional license	Email Address

PROFESSIONAL SERVICES AGREEMENT

Design Professional Services

BETWEEN

THE SCHOOL BOARD OF BROWARD COUNTY, FLORIDA

AND

_____ **(*DESIGN PROFESSIONAL CO NAME*)** _____

DATE: _____

Description of Scope (for Single Package Contract)

Provide Design Services for the following projects:

TABLE OF CONTENTS

TABLE OF CONTENTS	2
CONTRACT ATTACHMENT LISTING	3
DEFINITIONS	6
PART 1 – SCOPE OF SERVICES	
ARTICLE 1 – DESIGN PROFESSIONAL’S RESPONSIBILITY	9
ARTICLE 2 – SERVICES BY DESIGN PROFESSIONAL’S OWN STAFF/CONSULTANTS	10
ARTICLE 3 – BASIC SERVICES	11
ARTICLE 4 – MAINTENANCE OF RECORDS	13
ARTICLE 5 – CONTRACT PROCESS/PROCEDURES	13
PART 2 – DESIGN PROFESSIONAL COMPENSATION	
ARTICLE 1 – PAYMENT	14
ARTICLE 2 – REIMBURSABLES	15
ARTICLE 3 – WAIVER OF CLAIMS	16
PART 3 – CONTRACT TIME	
ARTICLE 1 – CONTRACT TIME	16
ARTICLE 2 – CONTRACT DURATION	17
PART 4 – OWNERS RESPONSIBILITIES	
ARTICLE 1 – MISCELLANEOUS	17
PART 5 – TERMS AND CONDITIONS	
ARTICLE 1 – MISCELLANEOUS	19
ARTICLE 2 – LIABILITY	19
ARTICLE 3 – INSURANCE	20
ARTICLE 4 – APPLICABLE LAW	23
ARTICLE 5 – EQUAL EMPLOYMENT OPPORTUNITY/NONDISCRIMINATION/MWBE/LDB	23
ARTICLE 6 – DISPUTE RESOLUTION	23
ARTICLE 7 – SECURING AGREEMENT/PUBLIC ENTITY CRIMES	24

ARTICLE 8 – OWNERSHIP, LICENSE OF DOCUMENTS AND INTELLECTUAL PROPERTY	24
ARTICLE 9 – PROJECT TERMINATION OR SUSPENSION	25
ARTICLE 10 – CONDITIONS	26
ARTICLE 11 – NOTICE PROVISIONS	28
PART 6 – CONTRACT EXECUTION SHEETS	29

CONTRACT ATTACHMENT LISTING

The following attachments are fully incorporated into this Agreement for Professional Design Services:

Attachment 1: Identified Codes, Regulations and Standards

- Codes regulations standards
- Certain projects may require meeting other or additional criteria

Attachment 2: Basic Design Phasing Requirements

- Note that the Project Scope of Work determines the requirements of Design Phasing

Attachment 3: Sample Schedule Format/Owner’s Initial Schedule – for reference

- Design Professional to develop a Project Schedule for Owner review and acceptance

Attachment 4: Sample Permitting Plan Format

- Sample format for Design Professional Permit Tracking

Attachment 5: Invoice Formats

- Required for monthly billing
- Required for reimbursable expenses

Attachment 6: Design Fees

- Schedule of Design Fees

Attachment 7: Supplemental Services Information

Attachment 8: Electronic Media Requirements

Attachment 9: Conflict of Interest Form

- Due at the time of contract execution

Attachment 10: M/WBE Report Form

- Format for Design Professionals monthly report

Attachment 11: IRS form W-9

- Due at time of contract execution

Attachment 12: ACH Payment Agreement Form

- Due at time of contract execution

Attachment 13: Drug-Free Workplace

- Due at time of contract execution

Attachment 14: Errors and Omissions Process

Attachment 15: Finalized Design Professional and Consultant's Staffing – updated RFQ Attachment B

- Due five (5) days after contract execution

Online Documents: The following documents shall be downloaded by the Design Professional and are considered as Attachments to this Contract:

Design Standards

http://www.broward.k12.fl.us/facilities_construction/DSS/DS_Docs/DesignStandards.htm

- Design Criteria
- Design and Material Standards - Division 1 thru Division 17
- Document Submittal Checklist for Plan Review

<http://www.broward.k12.fl.us/constructioncontracts/D0docs.html>

- Specifications – Division 0

State Requirements for Educational Facilities (SREF) latest edition

<http://www.fldoe.org/edfacil/sref.asp>

- F.I.S.H. layering system for AutoCAD: **Note:** the laying system is not posted on line. It will need to be requested thru:

Facility Planning and Real Estate

600 SE 3rd Avenue

Fort Lauderdale, FL 33312

754-321-1932

Executed Documents

- This Section will include all signature pages and the Design Professional's RFQ and Contract deliverables.
- These documents are integral to the Contract and will be provided to the Design Professional as part of the contract package.
- Included are:
 - Executed Contract
 - List of Project Team Members as submitted as part of the RFQ
 - Document 00455 – background screening
 - Project Specific Insurance Certificates
 - Executed Purchase Order
 - Design Professional's approved schedule
 - Authorizations to Proceed
 - Drug Free Workplace
 - ACH Payment Agreement
 - IRS W-9 form
 - Conflict of Interest form
 - M/WBE letter of intent - form 00470
 - M/WBE consultants participating – form 00475
 - unavailability certificate if required – form 00480
 - Updated Design Professional and Consultant Staffing (RFQ attach B)
 - This is due five (5) days after execution of this contract.
 - Other documents, as may be required

DEFINITIONS

1. **Authorization to Proceed (ATP):** A document issued by the Owner to the Design Professional, which, when executed, authorizes the Design Professional to proceed with all or a portion of the Professional Services.
2. **Board:** The School Board of Broward County, Florida (SBBC).
3. **Building Code Inspectors and Plans Examiners:** Employees of The School Board of Broward County, Florida, and others designated by the Chief Building Official, who are certified by Florida statutes 468, 633 and 553 to provide plan review and inspections for code compliance.
4. **Building Department:** The entity having responsibility to provide plan review and inspections for code compliance for the School Board of Broward County facilities.
5. **Capital Budget Department:** The entity having responsibility for administering the budget and adoption of the annual District Education Facilities Plan for the School Board of Broward County.
6. **Change Order:** A written notice, issued and approved by the Owner for additions or deletions to the Contractors Scope of Work. A change order may increase or decrease the Contract amount or Time for Completion.
7. **Chief of Facilities & Construction Officer:** An employee of The School Board of Broward County, Florida who has the responsibility for oversight and management authority of the Facilities and Construction Department and Physical Plant Operations.
8. **Constructability:** Constructability is the organized process of reviewing a project's drawings, specifications and other project documents with a goal of eliminating design, detailing, and specification problems to facilitate a smooth construction process.
9. **Construction Change Directive (CCD):** A Directive given by the Owner for additions or deletions in the scope of work or services when a change is required and time is of the essence.
10. **Contingency Use Directive (CUD):** A CUD is issued and approved by the Owner for the purpose of accounting for unforeseen increases or decreases in the construction cost resulting from unforeseen circumstances relating to Construction.
11. **Construction Contract Documents:** The Contract Documents consist of the Agreement Form, Addenda, Supplementary Conditions, General Conditions, Documents contained in the Project Manual, Drawings, etc.
12. **Contractor:** Any person, firm or corporation with whom a Construction Contract has been awarded by the Owner.
13. **Construction Documents:** The construction documents include all the Design Professional's work product as listed in the Construction Contract. This includes, but is not limited to, specifications, drawings, materials boards.
14. **Consultants:** A person or organization of properly registered professional architects, engineers or other design professionals who has entered an agreement with the Design Professional to furnish professional services in support of the Design Professionals agreement with the Owner.
15. **Design Builder:** The Firm registered and licensed in Florida, who has entered into an Agreement with the School Board of Broward County to provide design and construction phase services.
16. **Design Professional:** The Firm registered and licensed in Florida, who has entered into an Agreement with the School Board of Broward County to provide architectural and/or engineering services
17. **Facilities and Construction Department:** The entity having responsibility for the management of Construction and Maintenance of the School Board of Broward County's facilities.
18. **Final Completion:** The date at which time the Contractor has completed all Work in accordance with the Contract Documents as certified by the Design Professional and/or approved by the Owner. In addition, Final Completion shall not be deemed to have occurred until any and all governmental bodies, boards, entities, etc., which regulate or have jurisdiction of the Work, have inspected, approved and certified the Work. 6

19. **Guaranteed Maximum Price (GMP):** The GMP is the maximum that the Owner shall pay the Contractor for the Work described in the contract documents.
20. **Office of Facilities & Construction:** The Owner's organizational entity which acts as liaison between all Project Participants and the Owner.
21. **Other Contractors:** Any person, firm or corporation with whom a Contract has been made with the Owner for the performance of any work on the site for work which is not a portion the Work covered by the Prime Contractor's Contract.
22. **Owner:** The School Board of Broward County, Florida (SBBC).
23. **Owner's Representative:** The Owner's Representative is The Program Manager.
24. **Phase:** A designated subdivision of the Work, usually with its own requirements for Substantial and Final Completion, and liquidated damages. A Phase may be designated for completion by the Owner's own forces, or by another Owner Contractor.
25. **Physical Plant Operations (PPO):** The entity having responsibility for maintenance services, ground services, Facilities support services, and energy management conservation services for the School Board of Broward County facilities.
26. **Program Manager:** The entity having responsibility for program management services on the School Board of Broward County's Capital Projects.
27. **Project Manager:** An employee of the School Board of Broward County or Program Manager who has responsibility oversight of the management of a capital project from the planning and design phase through construction and closeout.
28. **Project Manual:** The Project Manual contains the Contract Documents and the Design Documents.
29. **Project Schedule:** A logic activity based plan identifying design and construction activities associated with the Project characterized by milestones signifying the required completion dates for design phases, construction progress, and other significant project events culminating with the completion of the project, issuance of warranties Owners occupancy and use of the facility.
30. **Punch List:** A list of items of work required to be completed after substantial completion to achieve final completion.
31. **Subcontractor:** A person or entity having a formal contract with the contractor. A "Subcontractor", does not have a contractual relationship with the Owner.
32. **Sub-subcontractor:** A person or entity having a formal contract with the Subcontractor. A Sub-subcontractor, does not have a contractual relationship with the Owner.
33. **Submittals:** Documents prepared by the Contractor to show how a particular aspect of the Work is to be supplied, fabricated and/or installed. Contractor Submittals include shop drawings, product data, samples, mock-ups, test results, warranties, maintenance agreements, project photographs, record documents, field measurement data, operating and maintenance manuals, reports, certifications and other types of information described in the specifications.
34. **Substantial Completion:** Is when the work is at a stage that the facility can be used for its intended purpose. A Certificate of Occupancy is a prerequisite to obtaining Substantial Completion.
35. **Superintendent of Schools:** The duly appointed executive officer of the Owner authorized to act by and through The School Board of Broward County, Florida.
36. **Superintendent:** An English speaking representative of the Contractor that shall be present on the work site at all times during the projects progress, who is authorized to receive and fulfill instructions from the Owner and the Design Professional and capable of managing the work flow efficiently and safely.
37. **Supplemental Services:** Additional Professional Design Services that may be required.

38. **Surety:** The Entity issuing Bid, Payment and/or Performance Bonds guaranteeing the Contractor's payments and performance, for the duration of the work.
39. **Terminology:** The use of the singular or plural shall apply to both the singular and the plural in all cases. The use of he or she are to be considered genderless and shall apply to both he and she in all cases.
40. **The Project:** All Work necessary to be performed to meet the intent of the Contract Documents. The Project may include construction by the Owner or by separate contractors.
41. **Value Engineering:** Value Engineering (VE) is the organized process of analysis of a project as to cost and/or performance with a focus on analysis of the proposed facility and the elimination or modification of those features which add cost without contributing to that facility's required function or design value.
42. **Written Notice:** Shall be deemed to have been served if delivered in person to the individual or to a member of the Design Professional or to the office of the Design Professional for whom it is intended, or, if delivered or sent by registered mail or other traceable delivery service to the last business address known to the entity serving notice. Refer to Part 5 Article 11, Notice Provisions.
43. **Work:** The totality of the terms, conditions and obligations included in the Contract Documents or by an executed Agreement.

PART 1 – SCOPE OF SERVICES

PART 1 – ARTICLE 1 – Design Professional’s Responsibility

- 1.1.1. The Design Professional, in representing the Owner, assumes towards the Owner a relationship of the highest trust, confidence, and fair dealings.
- 1.1.2. The Design Professional agrees to obtain and maintain throughout the period of this Agreement all such licenses as are required to do business in the State of Florida and in Broward County, Florida, including, but not limited to, all licenses required by the respective state boards and other governmental agencies responsible for regulating and licensing the professional Services to be provided and/or performed by the Design Professional pursuant to this Agreement.
- 1.1.3. The Design Professional’s designated Principal in Charge shall have full authority to bind and obligate the Design Professional on all matters arising out of or relating to this Agreement. The Design Professional will designate in writing an individual to serve as the Design Professional’s representative. The Representative is authorized and responsible to act on behalf of the Design Professional with respect to directing, coordinating and administering all aspects of the Services to be provided and performed under the Owner’s Authorization to Proceed. By execution of this Agreement, the Design Professional acknowledges that the Representative has full authority to bind and obligate the Design Professional on all matters arising out of or relating to the Authorization to Proceed. The Design Professional agrees that the Principal in Charge and the Representative shall devote whatever time is required to satisfactorily manage the Services to be provided and performed by the Design Professional under the Authorization to Proceed. Further, the Design Professional agrees that the Principal in Charge and the Representatives shall not be removed without Owner’s prior approval, and if so removed, must be immediately replaced with a person acceptable to the Owner, which approval and acceptance shall not be unreasonably withheld.
- 1.1.4. The Design Professional agrees that its staff, consultants and sub-consultants who will perform any Services under this Agreement are subject to Owner’s reasonable approval. For project specific RFQ’s the Attachment B from the RFQ shall be finalized, updated and submitted to the owner within 2 weeks of contract execution. Attachment B is the listing of the Design Professional’s staff, consultants and sub-consultants who have been assigned to provide the services required under this Agreement. The Design Professional further agrees, within fourteen (14) calendar days of receipt of a written request from the Owner, to promptly remove and replace the Representative, or any other personnel employed or retained by the Design Professional, or any consultants or subcontractors or any personnel of any such consultants or sub-consultant engaged by the Design Professional to provide and perform any of the Services pursuant to the requirements of this Agreement. This request may be made by Owner with or without cause. If the Design Professional is required to remove and replace a consultant or subcontractor without cause, an equitable adjustment shall be made to the compensation provided for in any Authorization to Proceed to which such subcontractor or consultant may have been assigned.
 - 1.1.4.1. Note that for Continuing Services, the Design Professional may list more than one (1) primary staff members and more than one (1) of each consultant type on Attachment B for use through the length of the contract.

- 1.1.5. Drawings shall be prepared in electronic AutoCAD format and the Project Manual shall be prepared as an electronic Word document per the Owner's standards found in the online Design Standards.
- 1.1.6. Design Professional acknowledges that the most recent version of the Design Standards as of the date of the ATP shall be utilized for design.
- 1.1.7. In the event of any conflict in these requirements, the Design Professional shall promptly notify the Owner of such conflict in writing and utilize its best professional judgment to resolve the conflict.
- 1.1.8. The Owner's acceptance of any document does not relieve the Design Professional of its obligation to deliver completely and accurately, all documents necessary for the successful completion of the project per the requirements in the Authorization to Proceed.
- 1.1.9. Design Professional agrees, for both itself and all of its consultants and sub-consultants, to comply with Owner's rules and regulations with respect to safety and security at the Owner's facilities.
- 1.1.10. Design Professional expressly acknowledges and agrees that it is responsible for complying with all rules and regulations of the Jessica Lunsford Act. Further, Design Professional shall comply with any rules or regulations implemented by the Owner in order to comply with the Jessica Lunsford Act.
- 1.1.11. The Design Professional endeavors to ensure that no person or consultant will be assigned to work on any work pursuant to this contract that poses any threat or risk of harm to the health, safety or welfare of any student, employee, guest, vendor or property of the Owner.
- 1.1.12. The Owner may have one or more representatives visiting the site of the Project from time to time, or on a full-time basis, and the Design Professional shall not interfere with the functions of said representatives and will cooperate and work with said representatives. No action or failure to act by a representative shall relieve the Design Professional from any of its duties or obligations hereunder.
- 1.1.13. Design Professional shall be responsible for reviewing all geological reports provided by the Owner with respect to the Project. The Design Professional's design documents shall be consistent and coordinated with the information set forth in all such geological reports. In the event the Design Professional has any questions or concerns about the contents of any such reports, the Design Professional shall notify the Owner in writing within 14 days of the Design Professional's receipt of any such geological reports. The Design Professional and Owner will attempt to mutually resolve any such questions or concerns.
- 1.1.14. The Design Professional shall immediately inform the Owner's Project or Program Manager of concerns or issues which become known to the Design Professional during the performance of this Agreement.

PART 1 – ARTICLE 2 – Services by Design Professional's Consultants

- 1.2.1 Nothing in this Agreement shall create any contractual relationship between the Owner and the Consultants or Sub-consultants except as specifically noted herein.

- 1.2.2 The Design Professional is at all times liable for any and all negligent acts of omission or commission of its Consultants relating to or regarding this Agreement or the Project which is the subject of this Agreement.
- 1.2.3 The employment of, contract with, or use of the services of any other person or firm by the Design Professional, as independent consultant or otherwise, shall be subject to the prior written approval of the Owner.
- 1.2.4 All of the Design Professional Contracts with the Design Professional Consultants shall be in writing, signed by both parties and shall include the following provision:
 - 1.2.4.1 The Owner shall be recognized as a third-party beneficiary of this Agreement. Should the Owner terminate this Agreement with the Design Professional, the Design Professional shall, upon the Owner's request, obtain assignment of the Consultant's agreement(s) with the Design Professional as elected by the Owner.
 - 1.2.4.2 Each of the Design Professional agreements with a Consultant shall specifically provide that the Owner shall only be responsible to the Consultant for those obligations of the Design Professional that accrue subsequent to the Owner's exercise of its right to take an assignment of such agreement.
 - 1.2.4.2.1 Nothing in the Contract Documents will create a contractual relationship between the Owner and the Consultants unless the Owner elects to accept contingent assignment of the agreement as provided herein.
 - 1.2.4.2.2 In this event, the Consultants shall resolve all disputes involving the Owner in the same manner as provided to the Design Professional in Part 5 Article 6.
- 1.2.5 Design Professional shall not change any Consultant without prior approval by the Owner.
- 1.2.6 All Owner communication and direction will be to the Design Professional. The Owner will not provide direction directly to the Design Professional's Consultants.
- 1.2.7 The Design Professional, not later than five (5) calendar days after the fully executed date of this Agreement, shall re-submit RFQ Attachment B, a finalized list of contact information for Consultants and sub-consultants. For continuing contracts, with each ATP the Design Professional shall update this listing within 10 calendar days of the ATP date.

PART 1 – ARTICLE 3 – Basic Services

1.3.1 Continuing Contracts

- 1.3.1.1 **NOTE:** For Continuing Contract Agreements, not all assignments will require all components of the Basic Services and as outlined in the Phasing Sequences and Requirements Document (Attachment 2), and as outlined below. The Design Professional shall determine design and construction documentation steps needed for each assignment based on the scope of the assignment, following any particulars defined in the scoping documents. Any questions shall be directed to the Owner's Representative for clarification/resolution and direction.

1.3.2 All Contract types (Including Continuing Contracts)

- 1.3.2.1 Provide complete professional architectural, engineering and/or other professional design services utilizing all necessary personnel, equipment and materials to perform the service Phases as defined by the requirements of the ATP.
- 1.3.2.2 Complete those design services in accordance with the Project Development Schedule as developed by the Design Professional from the Owners original schedule and finalized with Owner concurrence. See Attachment 3 for Owner's original sample schedule.
- 1.3.2.3 Participate in the Value Engineering reviews at the end of schematic Design and Design Development phases.
 - 1.3.2.3.1 Design Professional shall integrate Owner's accepted Value Engineering proposals into the documents. If the VE proposals require substantial revisions as determined by the Owner, then these revisions will be considered Supplemental Services (see Attachment 7).
- 1.3.2.4 Participate in the Constructability Reviews at the end of the Construction Documentation phase.
 - 1.3.2.4.1 Design Professional shall integrate the Owner's accepted constructability review proposals into the documents. If the Constructability Review proposals require substantial revisions as determined by the Owner, then these revisions will be considered Supplemental Services (see Attachment 7).
- 1.3.2.5 Participate in all meetings where the content of the design and construction documents will be coordinated and reconciled, as scheduled during any phase of the project.
- 1.3.2.6 Provide Statement of Probable Construction Costs at the times as identified in the Basic Phasing Document (Attachment 2).
- 1.3.2.7 Provide a Permitting Plan utilizing the sample tracking format as found in Attachment 4.
- 1.3.2.8 The Design Professional shall attend project design review meetings as required for the Project with representatives of the Design Professional's Consultants throughout the design process, reviewing project budget, scheduling, scope, Consultant's development and progress, and any special issues related to the continuing progress of the project. The Design Professional shall provide meeting minutes, sketches and other documents as needed to illustrate progress and for the resolution of discussed issues requiring the Owner's review, comments, input or direction.
- 1.3.2.9 The Design Professional shall attend the project construction meetings as required for the project for the construction phases. The Design Professional shall provide Meeting Minute Commentaries for all noted design related and constructability related issues for resolution as well as for new issues presented in the meeting.
- 1.3.2.10 The Design Professional will immediately investigate any non-conforming or suspect in place work or document issue that is brought to his attention by others or is discovered by the Design Team's site visits. The Design Professional shall provide written recommendations to the Owner for these types of issues for review and Owner direction. Note that the Contractor shall be required to document all questions in the Request for Information format (RFI).
- 1.3.2.11 The Design Professional shall identify inappropriate plan review rejections, including category, in writing to the Owner within 5 days of receipt.

1.3.3 Standard of Care

- 1.3.3.1 The Owner's engagement of the Design Professional is based upon the Design Professional's representations to the Owner that:
 - 1.3.3.2 It is an organization of experienced design professionals, licensed to do business in Florida.

- 1.3.3.3 It is qualified, willing and able to perform the professional design services for the project.
- 1.3.3.4 It has past experience and ability to provide the professional design services for projects of similar size, and scope.
- 1.3.3.5 The Design Professional shall perform its services consistent with the professional skill and care ordinarily provided by design professionals in the same or similar locality under the same or similar circumstances.
- 1.3.3.6 The Design Professional shall perform its services consistent with professional skill and the industries standard of care, throughout the orderly progress of the Project.

1.3.4 Approval of Documents

- 1.3.4.1 The Owner's acceptance of any document does not relieve the Design Professional of its obligation to deliver, complete and accurate, all documents necessary for the successful completion of the project per the requirements in the Authorization to Proceed and shall not be deemed to have the required approval of any authority having jurisdictional review over the project or portions of the project.

PART 1 – ARTICLE 4 – Maintenance of Records

- 1.4.1. Design Professional shall keep all records and supporting documentation which concern or reflect its Services hereunder. The records and documentation shall be retained by the Design Professional for seven (7) years from the completion date of the project associated with the Authorization to Proceed, or such period of time as required by law. The Owner, or any duly authorized agents or representatives of the Owner, shall have the right to inspect and copy all such records and documentation as often as they deem necessary during the period of this Agreement and during the period noted above in which the records are to be retained. Such activity shall be conducted at the reasonable convenience of the Design Professional.

PART 1 – ARTICLE 5 – Contract Process / Procedures

1.5.1. Continuing Contracts

- 1.5.1.1. The purpose of the project start review is to discuss pending options (if any) for the proposed projects, to establish focus for the design or the design criteria, the project's scheduling needs and the proposed delivery method, seeking the opinion and advice of the Design Professional.
- 1.5.1.2. With Continuing Contracts, preliminary project information will be provided to the Design Professional along with a bullet point agenda of discussion items for review prior to a project start review meeting or conference call. Pending the proposed project scope, the Design Professional's Consultants may be requested for this discussion.
- 1.5.1.3. If necessary, an action plan will be formulated as a result of this project start up review. In some cases an Authorization to Proceed with programming or other special analysis services may be issued as precursors to the start of design.
- 1.5.1.4. When action items have been clearly identified or resolved, the Owner and the Design Professional shall confirm scheduling, any special terms, considerations, the Project construction budget and the Design Professional fee. The design fee to be based upon the Fee Chart and other information as shown in Attachment 6 and then an Authorization to Proceed shall be issued.
- 1.5.1.5. It is mutually understood and agreed that the nature, amount and frequency of the Continuing Contract Services shall be determined solely by Owner and that the Owner does not represent or

guarantee the Design Professional any specific amount of Services will be requested of or required of the Design Professional under this Agreement.

1.5.2. All Contracts (including the Continuing Contract type)

- 1.5.2.1. Services to be provided by the Design Professional shall be in accordance with the Authorization to Proceed, all codes, standards and is permissible. Design Professional shall not provide any Services to the Owner unless they are in receipt of a fully executed Authorization to Proceed. Any Services provided by the Design Professional without a written Authorization to Proceed shall be at the Design Professional's own risk.
- 1.5.2.2. Upon receipt by the Design Professional of the fully executed ATP and a Purchase Order, he agrees to promptly provide the Services required in accordance with the terms of this Agreement.
- 1.5.2.3. The Design Professional shall have no authority to act as the agent of the Owner or to obligate the Owner in any manner whatsoever.
- 1.5.2.4. Each Project, and/or design scope change shall require an Authorization to Proceed.

PART 2 – DESIGN PROFESSIONAL’S COMPENSATION

PART 2 - ARTICLE 1 - Payment

- 2.1.1. Compensation and the manner of payment of such compensation by the Owner for Services rendered shall be as prescribed in each Authorization to Proceed. The Design Professional agrees to furnish to the Owner, by the 15th day of the following month being invoiced for, or as specified in the Authorization to Proceed, a comprehensive and itemized invoice of charges for the Services performed by the Design Professional during that time period, and for any Owner authorized reimbursable expenses incurred and/or paid by the Design Professional during that time period. The monthly invoice shall be in the Owners format. All such statements shall indicate the Purchase Order Number, a copy of the Authorization to Proceed, and Project Site description (School/Project Name). See Attachment 5.
- 2.1.2. The Design Professional's Service compensation fee shall be an agreed percentage, and shall be based upon the awarded contract amount. The percentage shall be based on the scale as shown on Attachment 6 with the amount identified in the Authorization to Proceed. Fees will be adjusted with project scope changes and construction cost increases approved by the Owner. The Owner provided Project construction cost budget includes all components of the Project and is the fixed dollar limit of the Project unless modified by the Owner.
- 2.1.3. Supplemental Services
 - 2.1.3.1. Refer to Attachment 7 for a listing of potential supplemental services.
- 2.1.4. Payment Process and Requirements
 - 2.1.4.1. The Design Professional shall submit invoices in the Owner's required invoice format as shown in Attachment 5.
 - 2.1.4.2. All Submitted invoices shall attach copies of all referenced ATPs.
 - 2.1.4.3. Design Professional shall submit a monthly MWBE Sub-Consultant Utilization Report with the monthly request for payment, on forms provided by the Owner. Refer to Attachment 10 for mailing address for this document.

- 2.1.4.4. Updated Project Schedule reflecting the Design Professional's scheduled and actual progress with each submitted invoice. (for continuing contracts refer to the ATP documents for scheduling requirements)
- 2.1.4.5. Payments are due and payable thirty (30) days from receipt of the Design Professional's invoice provided it is accurate and in accord with the requirements of this Agreement.
- 2.1.4.6. Progress payments to the Design Professional may be withheld if documents required by this agreement have not been provided and accepted by the Owner.

2.1.5. Site Adapt Projects – (New Schools)

- 2.1.5.1. It is understood that all School Board of Broward County Professional Service Agreements for design and other services include the provision for the Owner's optional re-use of drawings, specifications and other documents, and that the Design Professional agrees to such reuse in accordance with this provision.
- 2.1.5.2. For each site adapt project reuse the Design Professional shall review the final as-built design of any prior reuse or reuses and shall include all Basic Services rendered under the reuse and incorporate all modifications to the drawings, specifications and other documents resulting from Change-Orders, clarifications provided, Code Inspection corrections made during the prior reuse(s), and modifications normally required to suit the new site. The Owner will provide this information.
- 2.1.5.3. The Site Adapt Fee shall be 30% less than the fee chart for non-adapted design as shown on Attachment 6.
 - 2.1.5.3.1. This does not include preparation of reverse plans, or code revisions if applicable. Substantially differing site conditions will be negotiated.
 - 2.1.5.3.2. Site Adapt Fees Structure does not apply to Continuing Contracts.

PART 2 - ARTICLE 2 - Reimbursable Expenses

- 2.2.1 The Owner agrees to reimburse the Design Professional for all necessary and reasonable reimbursable expenses incurred or paid by the Design Professional in connection with the Design Professional's performance of the Services at its direct cost with no markup to the extent such reimbursement is permitted in the Authorization to Proceed. For the purposes hereof, the term "reimbursable expenses" shall be deemed to include the following:
 - 2.2.1.1 All necessary fees paid by the Design Professional to governmental authorities having jurisdiction over any Project specified in an Authorization to Proceed as needed for securing required approval of the Project or any part thereof.
 - 2.2.1.2 Travel expenses incurred or paid by the Design Professional for necessary travel by any principal or employee of the Design Professional outside of Broward County, Florida, in connection with the performance of the Services. Such travel expenses are to be limited to the amounts established by Florida law for travel by employees of Owner (Refer to Florida Statutes chapter 112.061).
 - 2.2.1.3 The direct cost to the Design Professional for copying/reproduction of plans and other documents required in connection with any Project specified in the Authorization to Proceed.
- 2.2.2 The Design Professional shall obtain the prior written approval of the Owner before incurring any of the aforesaid reimbursable expenses, and absent such prior approval, will be deemed non-reimbursable.

- 2.2.3 Engineering or Inspection type of Services or exploratory work are not considered as reimbursable type expenses. These types of services are considered as supplemental, additional services.

PART 2 - ARTICLE 3 - Waiver of Claims

2.3.1 Waiver of Claims

- 2.3.1.1. The Design Professional's acceptance of final payment for Services provided under any Authorization to Proceed shall constitute a full waiver of any and all claims by it against the Owner arising out of the Authorization to Proceed or otherwise related to those Services, except those previously made in writing and identified by the Design Professional as unsettled at the time of the payment. Neither the acceptance of the Design Professional's Services nor payment by the Owner shall be deemed to be a waiver of any of the Owner's rights under this agreement, against the Design Professional.

PART 3 – CONTRACT TIME

PART 3 – ARTICLE 1 – Contract Time

- 3.1.1. All references to time in this contract refers to calendar days.
- 3.1.2. Time is of the essence.
- 3.1.3. Unless otherwise expressly provided for in the Authorization to Proceed: Prior to or within ten (10) days of receiving a written Authorization to Proceed by the Owner to perform the Services, the Design Professional agrees to submit, review and finalize with the Owner, a computer generated schedule outlining the performance of the identified Design Services. The Design Services shall be commenced, performed and completed in accordance with the Authorization to Proceed and the approved Schedule. Time is of the essence with respect to the performance of this Agreement. Refer to Attachment 3 for required schedule format.
- 3.1.4. Should the Design Professional be obstructed or delayed in the prosecution or completion of its services as a result of unforeseeable causes beyond the control of the Design Professional, then the Design Professional shall notify Owner in writing within five (5) calendar days after commencement of such delay, stating the cause or causes thereof. Failure to provide such notice timely will result in the Design Professional rights to a possible time extension being waived. Unforeseeable causes include, but are not restricted to: Acts of God or of public enemy, fire, floods, epidemics, quarantine regulations, strikes or lock-outs, acts of government or Owner Delays.
- 3.1.5. Unless otherwise expressly provided for in the Authorization to Proceed, interruptions, interferences, inefficiencies, suspension or delay in the commencement or progress of the Design Professional's Services from any cause whatsoever, shall not relieve the Design Professional of its duty to perform. If the Design Professional is delayed by items listed above, the Design Professional's remedy will be the right to seek an extension of time to its Schedule and to documented delay costs. If through no fault and neglect of the Design Professional, the services to be provided hereunder have been delayed for a total of six months, the

Design Professional's compensation shall be reasonably negotiated accordingly, with respect to those services that have not yet been performed.

- 3.1.6. Should the Design Professional fail to commence, provide, perform or complete any of the Services to be provided hereunder in a timely manner, in addition to any other rights or remedies available to the Owner hereunder, the Owner may withhold any payments due and owing to the Design Professional related to the delay until such time as the Design Professional provides a satisfactory Recovery Schedule and resumes performance of its obligations hereunder in such a manner so as to establish to the Owner's satisfaction that the Design Professional's performance is or will shortly be back on schedule.

PART 3 - ARTICLE 2 - Contract Duration

- 3.2.1 For Continuing Contracts Only
 - 3.2.1.1 Notwithstanding anything herein to the contrary, after the initial Contract Term, this Agreement shall be subject to annual renewal by the Owner at its sole discretion. The Owner shall send written notice thereof to the Design Professional at least ten (10) days prior to the annual anniversary date of the Agreement advising in regards to its renewal. If the Owner fails to send said written nonrenewal notice as herein provided, Owner shall be deemed to have elected to renew this Agreement. In the event the Owner sends a written nonrenewal notice, the Owner shall designate therein as to how any Services under any still outstanding Authorization to Proceed are to be handled, which directions may provide for either the termination or continued performance of any such Services. If the Owner directs the Design Professional to continue to perform any such Services, the Design Professional shall continue performance of such Services in accordance with the Owner's directions and this Agreement and the applicable Authorizations to Proceed.
- 3.2.2 For all other Contract Types
 - 3.2.2.1 The Term of this Agreement shall start upon its execution by the parties hereto and shall extend through completion of the one year warranty period, except as may be otherwise agreed to in writing.
- 3.2.3 Time Extensions: A reasonable extension of time for completion of various Phases may be granted by the Owner should there be a delay on the part of the Owner in fulfilling its obligations under this Agreement.

PART 4 – OWNER’S RESPONSIBILITIES

PART 4 – ARTICLE – 1 - Miscellaneous

- 4.1.1 For each Authorization to Proceed, the Owner shall designate in writing the Project Manager to act as the Owner's representative with respect to the Services to be rendered under the Authorization to Proceed.
 - 4.1.1.1. The Project Manager shall have authority to transmit instructions, receive information, interpret and define the Owner's decisions with respect to the Design Professional's Services under the Authorization to Proceed.
 - 4.1.1.2. The Project Manager is not authorized to issue any verbal or written orders or instructions to the Design Professional that would have the effect, or be interpreted to have the effect, of modifying or changing in any way whatsoever the:

- 4.1.1.2.1. The Scope of Services to be provided and performed by the Design Professional as set forth in the Authorization to Proceed.
 - 4.1.1.2.2. The time the Design Professional is obligated to complete all such Services as set forth in the Authorization to Proceed or in the Project Development Schedule submitted and approved pursuant to this Agreement.
 - 4.1.1.2.3. The amount of compensation the Owner is obligated or committed to pay the Design Professional as set forth in the Authorization to Proceed.
 - 4.1.1.2.4. Any additional services or change in Project scope or time shall be issued in an Authorization to Proceed prior to the starting of a new service activity.
- 4.1.2. The Owner shall consult with the Design Professional and provide the Owner's contemplated design objectives, general scope of work and budget constraints and criteria, including educational specification, facilities lists, any special or specific space requirements and relationships, flexibility and expandability requirements, special equipment and site requirements that are reasonably necessary for the Design Professional to perform its services.
- 4.1.3. As applicable and when required, the Owner shall furnish a legal description and a certified land survey of the Site. The Owner shall supply the certified land survey in hardcopy and electronic media formats. The certified land survey shall provide boundary dimensions, locations of any existing structures and trees, the grade and line of street, pavement and adjoining properties, the rights, restrictions, easements, boundaries, topographic data and information relative to sewer, water, gas and electrical services.
- 4.1.4. As applicable and when required, the Owner shall furnish third party test reports such as those from soils engineers or other consultants. These may include: test borings, test pits, soil bearing values, percolation tests, air and water pollution tests, ground corrosion and resistivity tests, including necessary operations for determining subsoil, air and water conditions, tests for hazardous materials, chemical, mechanical, structural or other tests with reports and appropriate professional recommendations. This Owner provided technical information may be relied upon by the Design Professional. Any issues or concerns with the provided information shall be brought to the Owners attention in writing prior to the use of the provided information.
- 4.1.5. The Owner shall furnish a Construction Budget which is the portion of the Project Budget allocated for the entire cost of the project (including design fees, construction, FF&E, owner contingencies, etc.).
- 4.1.6. The Owner, for existing facilities and where available, shall provide as-built and other documents from the time of the original construction of the Facility. These documents however are not warranted to represent the current existing conditions. The Design Professional shall perform non-destructive field investigations as necessary to obtain sufficient information to perform services. If necessary destructive testing can be performed with the Owner's prior approval. Demolition and repairs associated with destructive testing shall be compensated as a supplemental service. The Owner does encourage the use of destructive test techniques to retrieve accurate information that can be utilized by the Design Professional to clearly indicate the existing conditions and incorporated the information into the Contract Documents.
- 4.1.7. The Owner shall electronically furnish the Bidding Requirements, Contracting Requirements, and Division 1 Specification Sections that will be integrated into the Bid Package prepared by the Design Professional at the appropriate stage.

- 4.1.8. The Owner shall arrange and pay for the required advertisements for bids.
- 4.1.9. The Design Professional, when directed by the Owner, will issue electronic documents to the selected printing companies from whom the bidders will purchase the Bid documents. The Design Professional will develop, review with the Owner and then produce and issue to the Owner for distribution any addenda as required.
- 4.1.10. The Owner shall arrange for access to and make all provisions for the Design Professional to enter the site set forth in the Authorization to Proceed to perform the Services to be provided by the Design Professional under this Agreement. The Design Professional acknowledges that such access may be provided during times that are not the normal business hours of the Design Professional.
- 4.1.11. Wherever the terms of this Agreement refer to an action, consent, or approval to be provided by the Owner or some notice, report or document is to be provided to the Owner, such reference to "Owner" shall mean Owner's designee, unless otherwise stated.

PART 5 – TERMS AND CONDITIONS

PART 5 – ARTICLE 1 – Miscellaneous

- 5.1.1. Unless the content of the Agreement otherwise clearly states, references to the plural include the singular, the term "including" is not limiting and the terms "hereof," "herein," "hereunder" and similar terms in this Agreement refer to this Agreement as a whole and not to any particular provision of this Agreement.
- 5.1.2 The use of gender in this agreement is inter-changeable for both male and female in all instances.

PART 5 – ARTICLE 2 – Liability

- 5.2.1 This section shall survive the termination of all performance or obligations under this Agreement and shall be fully binding until such time as any proceeding brought on account of this Agreement is barred by any applicable statute of limitations.
- A. By SBBC: SBBC agrees to be fully responsible up to the limits of Section 768.28, Florida Statutes, for its acts of negligence or its employees' acts of negligence when acting within the scope of their employment and agrees to be liable for any damages resulting from said negligence.
 - B. By Design Professional: Design Professional agrees to indemnify and hold harmless and defend SBBC, its servants and employees from any and all claims, judgments, costs, and expenses including, but not limited to, reasonable attorney's fees, reasonable investigative and discovery costs, court costs and all other sums which SBBC, its servants and employees may pay or become obligated to pay on account of any claim or action founded thereon, arising or to have arisen out of the products, or services furnished by Design Professional, its consultants, or employees; the Design Professional, its consultants or employees while on premises owned or controlled by SBBC; or the negligence of Design Professional or the negligence of Design Professional's agents when acting within the scope of their employment, whether such claims, judgments, costs and expenses be for damages, damage to property including SBBC's property, and injury or death of any person whether employed by Design Professional, SBBC or otherwise.

PART 5 – ARTICLE 3 – Insurance

- 5.3.1. During the term of this Agreement the Design Professional shall provide, pay for, and maintain, with companies satisfactory to the Owner, the types of insurance described herein.
- 5.3.2. The Authorization to Proceed shall not be issued until the Insurance Certificates have been submitted and reviewed and accepted by the Owner.
- 5.3.3. All insurance shall be with companies duly authorized to do business in the State of Florida.
- 5.3.4. Certificates and policies shall contain provisions that thirty (30) days written notice by registered or certified mail shall be given to the Owner of any cancellation, intent not to renew.
- 5.3.5. The Design Professional shall also notify the Owner, in a like manner and within twenty-four (24) hours after receipt, of any notices of expiration, cancellation, non-renewal or material change in coverage or limits received by the Design Professional from its insurer, and nothing contained herein shall relieve the Design Professional of this requirement to provide notice.
- 5.3.6. All insurance policies shall be issued by companies authorized to do business under the laws of the State of Florida. All insurance companies providing policies required under this Agreement shall have an “A”-rating and a financial rating of no less than VI in the current A.M. Best Manual OR hold a Moody’s Investors Service Financial Strength of “Aa3” or better (See additional requirements in Section 8.1.5 of this Article).
- 5.3.7. All insurance policies required under this Agreement (except Professional Liability Insurance) shall be endorsed to be primary of all other valid and collectable coverages maintained by the Owner. The Owner shall be named as an additional insured under the General Liability policy.
- 5.3.8 All insurance policies required by this Agreement shall include the following provisions and conditions by their endorsement to the policies.
 - 5.3.8.1 The term “The School Board of Broward County, Florida” shall include the Broward County School Board, a body corporate, the Broward County Public School System and all Authorities, Boards, Bureaus, Commissions, Divisions, Departments and offices thereof and individual members and employees thereof in their official capacity, and/or while acting on behalf of the Broward County School Board.
 - 5.3.8.2 All insurance policies, other than the Professional Liability policy and the Workers Compensation policy, provided by the Design Professional to meet the requirements of this Agreement shall name The School Board of Broward County, Florida, as that name is defined in subparagraph 11.4.1, above, as an additional insured as to the operations of Design Professional under the Contract Documents and shall contain a severability of interests provisions.
- 5.3.9 The Certificates of Insurance, which are to be provided pursuant to paragraph above, must identify the specific project name, as well as the site location and address.
- 5.3.10 All insurance policies (except Professional Liability Insurance) to be provided by the Design Professional pursuant to the terms hereof must expressly state that the insurance company will accept service of process in Broward County, Florida and that the exclusive venue for any action concerning any matter under those policies shall be in the appropriate state court situated in Broward County, Florida.

5.3.11 Design Professional, its Consultants and the Owner shall waive all rights against each other for damages covered by insurance to the extent insurance proceeds are paid and received by the Owner, except such rights as they may have to the proceeds of such insurance held by any of them.

5.3.12 The amounts and types of insurance shall conform to the minimum requirements listed below with the use of Insurance Services Office (ISO) forms and endorsements or broader where applicable. If Design Professional has any self-insured retentions or deductibles under any of the below listed minimum required coverages, Design Professional must identify on the Certificate of Insurance the nature and amount of such self-insured retentions or deductibles and provide satisfactory evidence of financial responsibility for such obligations. All self-insured retentions or deductibles will be Design Professional's sole responsibility.

5.3.12.1 Worker's Compensation and Employers Liability Insurance

5.3.12.1.1 Shall be maintained by Design Professional during the term of this Agreement for all employees engaged in the work under this Agreement in accordance with the laws of the State of Florida. The amount of such insurance shall not be less than:

Workers' Compensation: Florida Statutory Requirements

Employers Liability:	\$500,000.00	Limit Each Accident
	\$500,000.00	Limit Disease Aggregate
	\$500,000.00	Limit Disease Each Employee

5.3.12.1.2 The insurance company shall waive its Rights of Subrogation against Owner.

5.3.12.2 Commercial General Liability Insurance

5.3.12.2.1 Shall be written on an "occurrence" basis, and shall be maintained by Design Professional. Coverage, as provided by 1986 (or later) ISO commercial general liability form, shall include, but not be limited to, Bodily Injury, Contractual for this Agreement, Independent Contractors, Broad Form Property Damage, Personal Injury and Fire Legal Liability Coverage's. If Design Professional provides any construction work, it must also include Products & Completed Operations, with the Completed Operations Coverage maintained for this Project for not less than five (5) years following completion and acceptance by Owner. Limits of coverage shall not be less than the following for Bodily Injury, including Death, Property Damage and Personal Injury Combined Single Limits:

General Aggregate	\$ 2,000,000.00
Products – Completed Operations Aggregate	\$ 2,000,000.00
Personal and Advertising Injury	\$ 1,000,000.00
Each Occurrence	\$ 1,000,000.00
Fire Damage (Any One Fire)	\$50,000.00
Medical Expenses per Person	\$5,000.00
Site Contract Specific Project Aggregate Limits	\$ same as above

5.3.12.2.2 The aggregate limits shall be separately applicable to this Project through the use of an endorsement approved by Owner. Applicable deductibles or self-insured retention, not to exceed \$50,000.00, shall be the sole responsibility of Design Professional.

5.3.12.3 Automobile Liability Insurance

5.3.12.3.1 Shall be maintained by Design Professional as to Ownership, maintenance, and use, including loading and unloading, of all owned, non-owned, leased or hired vehicles with limits of not less than:

Bodily Injury, including
Death & Property Damage
Liability

\$1,000,000.00 Combined Single
Limit Each Accident

5.3.12.4 Umbrella Liability Insurance or Excess Liability Insurance

5.3.12.4.1 Shall not be less than \$1,000,000.00 each occurrence and aggregate. Coverage shall be excess of the Employers Liability, Commercial General Liability and Automobile Liability coverages required herein and shall include all coverages on a “following form” basis. Coverage shall drop down as primary on the exhaustion of any aggregate limit. The aggregate limits shall apply separately to this Project, and the specific project aggregate limits shall be evidenced by the use of an endorsement approved by Owner.

5.3.12.5 Professional Liability Insurance

5.3.12.5.1 Shall be maintained by the Design Professional insuring its legal liability arising out of the negligent performance of professional services under this Agreement. Such insurance shall have the following limits:

5.3.12.5.1.1 Projects require a practice policy with a per claim/annual aggregate in accordance with the specifications delineated below relative to the cumulative construction value of all projects:

- A. One Million (\$1,000,000) Dollars on a per claim/One Million (\$1,000,000) Dollars annual aggregate basis for Project Consultants whose cumulative construction value for all Board contracts is less than Five Million (\$5,000,000) Dollars.
- B. One Million (\$1,000,000) Dollars on a per claim/Three Million (\$3,000,000) Dollars annual aggregate basis for Project Consultants whose cumulative construction value for all Board contracts is between Five Million One (\$5,000,001) Dollars to Ten Million (\$10,000,000) Dollars.
- C. One Million (\$1,000,000) Dollars on a per claim/Five Million (\$5,000,600) Dollars annual aggregate basis for Project Consultants whose cumulative construction value for all Board contracts is greater than Ten Million One (\$10,000,001) Dollars.

5.3.12.5.2 The Design Professional waives its right of recovery against the Owner as to any claims under this insurance. Any deductible or self-insured retention applicable to any claim shall be the sole responsibility of the Design Professional and shall not be greater than \$50,000.00 each claim. The Design Professional must continue this coverage for a period of not less than five (5) years after the completion of its services to the Owner. The policy retroactive date will always be prior to the date services were first performed by the Design Professional for the Owner, and the date will not be moved forward during the term of this Agreement and for 5 years thereafter. The Design Professional shall promptly submit Certificates of Insurance providing for an unqualified written notice to the Owner of any cancellation of coverage or reduction in limits, other than the application of the aggregate limits provision. In addition, as provided in paragraph 9.1 of this Agreement, the Design Professional shall also notify the Owner by certified mail, within twenty-four (24) hours after receipt, of any notices of expiration, cancellation, non-renewal or material change in coverages or limits received by the Design Professional from its insurer. In the event of more than a twenty percent (20%) reduction in the aggregate limit of any policy, the Design Professional shall immediately take steps to have the aggregate limit reinstated to the full extent permitted under such policy.

The Design Professional shall promptly submit a certified, true copy of the policy and any endorsements issued or to be issued on the policy if requested by Owner.

5.3.12.6 Valuable Papers

5.3.12.6.1 The Design Professional shall purchase valuable papers and records coverage for plans, specifications, drawings, reports, maps, books, blueprints, and other printed documents in an amount sufficient to cover the cost of recreating or reconstructing valuable papers or records utilized during the term of this Agreement.

5.3.13 The Design Professional agrees to provide the following information when requested by the Owner:

5.3.13.1 Current policy limits.

5.3.13.2 Current deductibles/self-insured retention.

PART 5 – ARTICLE 4 – Applicable Law

5.4.1. Unless otherwise specified, this Agreement shall be governed by the laws, rules, and regulations of the State of Florida, and by the laws, rules, and regulations of the United States when providing Services funded by the United States government.

5.4.2. Any litigation between the parties hereto, whether arising out of any claim or arising out of this Agreement or any breach thereof, shall be brought forward, in the appropriate State courts of the State of Florida's Judicial Circuit in and for Broward County, Florida.

PART 5 – ARTICLE 5 – Equal Employment Opportunity/Nondiscrimination/MWBE/LDB

5.5.1 The parties agree that no person shall be subjected to discrimination because of age, race, color, disability, gender identity, gender expression marital status, national origin, religion, sex or sexual orientation in the performance of the parties' respective duties, responsibilities and obligations under this Agreement.

5.5.2 The Design Professional shall comply with the Owner's current M/WBE policies and procedures. The Design Professional's M/WBE goal for this Contract is 25 percent. The Design Professional shall submit the form attached as Attachment 10, a monthly report to the Supplier Diversity and Outreach Program concerning the status of all payments owed and paid by the Design Professional to its various M/WBE consultants.

PART 5 – ARTICLE 6 – Dispute Resolution

5.6.1. Prior to the initiation of any action or proceeding permitted by this Agreement to resolve disputes between the parties, the parties shall make a good faith effort to resolve any such disputes by negotiation. The negotiation shall be attended by representatives of the Design Professional with full decision-making authority and by the Owner's staff person who would make the presentation of any settlement reached during negotiations to the Owner's board for approval. Failing resolution, and prior to the commencement of depositions in any litigation between the parties arising out of this Agreement, the parties shall attempt to resolve the dispute through Mediation before an agreed-upon Circuit Court Mediator certified by the State of Florida. The mediation shall be attended by representatives of the Design Professional with full decision-making authority and by the Owner's staff person with full decision-making authority to reach a settlement. Should either party fail to submit to mediation as required hereunder, the other party may obtain a court order requiring mediation under Florida Statutes section 44.102.

PART 5 – ARTICLE 7 – Securing Agreement/Public Entity Crimes

- 5.7.1. The Design Professional warrants that the Design Professional has not employed or retained any company or person, other than a bona fide employee working solely for the Design Professional, to solicit or secure this Agreement and that the Design Professional has not paid or agreed to pay any person, company, corporation, individual or firm, other than a bona fide employee working solely for the Design Professional, any fee, commission, percentage, gift or any other consideration contingent upon or resulting from the award or making of this Agreement.
- 5.7.2. By its execution of this Agreement, the Design Professional acknowledges that it has been informed by the Owner of the terms of Section 287.133(2)(a) of the Florida Statutes which read as follows:
"A person or affiliate who has been placed on the convicted vendor list following a conviction for a public entity crime may not submit a bid, proposal, or reply on a contract to provide any goods or services to a public entity; may not submit a bid, proposal, or reply on a contract with the public entity for the construction or repair of a public building or public work, may not submit bids, proposals, or replies on leases of real property to a public entity, may not be awarded or perform work as a contractor, supplier, subcontractor, or consultant under a contract with any public entity; and may not transact business with any public entity in excess of the threshold amount provided in s. 287.017 for CATEGORY TWO for a period of 36 months following the date of being placed on the convicted vendor list."

PART 5 – ARTICLE 8 – Ownership and License of Documents and Intellectual Property

- 5.8.1. All records, documents, drawings, notes, tracings, plans, computer aided design (CAD) files, specifications, maps, models, presentations, evaluations, reports and other technical data, and schematics prepared or developed by the Design Professional, or otherwise provided to the Owner, pursuant to this Agreement shall be Project Specific Documents. To the extent they have any such rights, the Design Professional and its consultants shall retain all common law, statutory and other reserved rights, including copyrights, in the Project Documents.
- 5.8.2. The Design Professional shall obtain from each of the Design Professional's Consultants (jointly the Design Professional's Consultants) either an assignment from the Consultant to the Owner of all common law, statutory and other reserved rights, including copyrights and performance rights, in and to all Project Documents in which the Consultant has or may have such rights, or an unlimited, worldwide, perpetual, irrevocable, fully-paid-up license from the Design Professional's Consultants to the Owner, granting the Owner the right to reproduce, create derivatives of, distribute, and use all Project Documents in which the Design Professional's Consultant has or may have any rights.
- 5.8.3. The Design Professional and his Consultants shall grant, and hereby does grant, the Owner an unlimited, non-exclusive, license to reproduce, create derivatives of, distribute, perform, publish and otherwise use all Project Documents in which the Design Professional has or may have any rights.
- 5.8.3.1. As reasonably necessary for archival, safety, and disaster recovery purposes.
- 5.8.3.2. For submission or distribution, as the Owner reasonably determines is prudent or proper, to meet official regulatory requirements, or for similar purposes, in connection with this Project.
- 5.8.3.3. For constructing, completing, reconstructing, repairing, renovating, altering, adding to, maintaining, occupying, and otherwise using the Project.

- 5.8.3.4. For the planning, design, construction, reconstruction, repair, renovation, alteration, use, occupancy, and maintenance of other structures and projects all at the Owners own risk.
- 5.8.3.5. Design, commission, and create architectural works that are derivatives of or substantially similar to this Project or any architectural work portrayed in any version of any Project Document.
- 5.8.3.6. To use, reproduce, make derivatives of, publish, perform, distribute copies of, and otherwise use any architectural or other works created, authored, or provided by Design Professional or Design Professional's Consultants pursuant to this Agreement, for marketing, promotional, advertising, ordinary business, and educational purposes, in any medium.
- 5.8.3.7. The Design Professional hereby consents to any use of any and all Project Documents by any replacement Design Professionals, retained by the Owner; however, the Design Professional shall not be liable for any portion of the reuse project and the Owner agrees the reuse is at Owner's risk and to indemnify and hold Design Professional harmless from any liability in regards to the reuse Project.

PART 5 - ARTICLE 9 - Project Termination or Suspension

5.9.1 Continuing Contracts

5.9.1.1 If this Agreement is a "Continuing Contract" it is agreed that either party hereto shall at any and all times have the right and option to terminate this Agreement by giving to the other party not less than sixty (60) days prior written notice of such termination. Upon this Agreement being so terminated by either party hereto, neither party hereto shall have any further rights or obligations under this Agreement subsequent to the date of termination, except that Services specified to be performed under previously issued Authorizations to Proceed, shall proceed to completion under the terms of this Agreement.

5.9.2 All Contract types and Continuing Contracts

5.9.2.1 The Design Professional shall be considered in material default of this Agreement and such default will be considered cause for the Owner to terminate this Agreement and any Authorization to Proceed in effect, in whole or in part, as further set forth herein, for any of the following reasons:

- 5.9.2.1.1 Failure to begin work under the Agreement within the times specified under the Authorization to Proceed.
- 5.9.2.1.2 Failure to timely perform the Services to be provided hereunder or as directed by the Owner.
- 5.9.2.1.3 The bankruptcy or insolvency or a general assignment for the benefit of creditors by the Design Professional or by any of the Design Professional's principals, partners, officers or directors.
- 5.9.2.1.4 Failure to obey State education laws; ordinances; regulations; relative to the Contract.
- 5.9.2.1.5 Otherwise materially breaches this Agreement.

5.9.2.2 The Owner may so terminate this Agreement, in whole or in part, with or without cause, by giving the Design Professional five (5) calendar days written notice.

5.9.2.3 If, after notice of termination of this Agreement for cause, it is determined for any reason that the Design Professional was not in default, or that its default was excusable, or that the Owner

otherwise was not entitled to the remedy against the Design Professional provided for, then the notice of termination given shall be deemed to be the notice of termination without cause and the Design Professional's remedies against the Owner shall be limited to that portion of the Design Professional's compensation earned through the date of termination, for any Authorization to Proceed so cancelled, together with and any costs reasonably incurred by the Design Professional that are directly attributable to the termination, but the Design Professional shall not be entitled to any other or further recovery against the Owner, including, but not limited to, anticipated fees or profit on Services not required to be performed.

- 5.9.2.4 Upon termination, the Design Professional shall deliver to the Owner all papers, records, documents, Auto CAD files, drawings, calculations, models, and other materials in the Design Professional's possession or control arising out of or relating to this Agreement. Note that this is billable time.
- 5.9.2.5 The Owner shall have the authority to suspend all or any portions of the Services to be provided by the Design Professional hereunder upon giving the Design Professional five (5) calendar days prior written notice of such suspension. If all or any portion of the Services to be rendered hereunder are so suspended and then resumed, the Design Professional shall be granted an extension of time to resume the project and to perform the work and increased costs associated with the project restart will be required to be agreed upon.

PART 5 - ARTICLE 10 - Conditions

- 5.10.1 Compliance with Laws: Each party shall comply with all applicable federal and state laws, codes, rules and regulations in performing its duties, responsibilities and obligations pursuant to this Agreement.
- 5.10.2 Governing Law and Venue: This Agreement shall be interpreted and construed in accordance with and governed by the laws of the State of Florida. Any controversies or legal problems arising out of this Agreement and any action involving the enforcement or interpretation of any rights hereunder shall be submitted to the jurisdiction of the State courts of the Seventeenth Judicial Circuit of Broward County, Florida.
- 5.10.3 Entirety of Agreement: This document incorporates and includes all prior negotiations, correspondence, conversations, agreements and understandings applicable to the matters contained herein and the parties agree that there are no commitments, agreements or understandings concerning the subject matter of this Agreement that are not contained in this document. Accordingly, the parties agree that no deviation from the terms hereof shall be predicated upon any prior representations or agreements, whether oral or written.
- 5.10.4 Binding Effect: This Agreement shall be binding upon and inure to the benefit of the parties hereto and their respective successors and assigns.
- 5.10.5 Assignment: Neither this Agreement or any interest herein may be assigned, transferred or encumbered by any party without the prior written consent of the other party. There shall be no partial assignments of this Agreement including, without limitation, the partial assignment of any right to receive payments from SBBC.

- 5.10.6 Incorporation by Reference: Attachments and Exhibits attached hereto and referenced herein shall be deemed to be incorporated into this Agreement.
- 5.10.7 Severability: In the event that any one or more of the sections, paragraphs, sentences, clauses or provisions contained in this Agreement is held by a court of competent jurisdiction to be invalid, illegal, unlawful, unenforceable or void in any respect, such shall not affect the remaining portions of this Agreement and the same shall remain in full force and effect as if such invalid, illegal, unlawful, unenforceable or void sections, paragraphs, sentences, clauses or provisions had never been included herein.
- 5.10.8 Preparation of Agreement: The parties acknowledge that they have sought and obtained whatever competent advice and counsel as was necessary for them to form a full and complete understanding of all rights and obligations herein and that the preparation of this Agreement has been their joint effort. The language agreed to herein express their mutual intent and the resulting document shall not, solely as a matter of judicial construction, be construed more severely against one of the parties than the other.
- 5.10.9 Amendments: No modification, amendment, or alteration in the terms or conditions contained herein shall be effective unless contained in a written document prepared with the same or similar formality as this Agreement and executed by each party hereto.
- 5.10.10 Waiver: The parties agree that each requirement, duty and obligation set forth herein is substantial and important to the formation of this Agreement and, therefore, is a material term hereof. Any party's failure to enforce any provision of this Agreement shall not be deemed a waiver of such provision or modification of this Agreement unless the waiver is in writing and signed by the party waiving such provision. A written waiver shall only be effective as to the specific instance for which it is obtained and shall not be deemed a continuing or future waiver.
- 5.10.11 Force Majeure: Neither party shall be obligated to perform any duty, requirement or obligation under this Agreement if such performance is prevented by fire, hurricane, earthquake, explosion, wars, sabotage, accident, flood, acts of God, strikes, or other labor disputes, riot or civil commotions, or by reason of any other matter or condition beyond the control of either party, and which cannot be overcome by reasonable diligence and without unusual expense ("Force Majeure"). In no event shall a lack of funds on the part of either party be deemed Force Majeure.
- 5.10.12 Survival: All representations and warranties made herein, indemnification obligations, obligations to reimburse SBBC, obligations to maintain and allow inspection and audit of records and property, obligations to maintain the confidentiality of records, reporting requirements, and obligations to return public funds shall survive the termination of this Agreement.
- 5.10.13 Contract Administration: SBBC has delegated authority to the Superintendent of Schools or his/her designee to take any actions necessary to implement and administer this Agreement. The Office of Facilities and Construction's assigned Project Manager is the Owner's Representative.
- 5.10.14 Conflict of Interest: The Design Professional represents that it presently has no interest and shall acquire no interest, either direct or indirect, which would conflict in any manner with the performance of Services required

hereunder. The Design Professional endeavors to ensure that no persons having any conflicting interest shall be employed to perform any Services.

PART 5 - ARTICLE 11 - Notice Provisions

5.10.1 When any of the parties desire to give notice to the other, such notice must be in writing, sent by U.S. Mail, postage prepaid, addressed to the party for whom it is intended at the place last specified; the place for giving notice shall remain such until it is changed by written notice in compliance with the provisions of this paragraph. For the present, the Parties designate the following as the respective places for giving notice:

- To SBBC: Superintendent of Schools
The School Board of Broward County, Florida
600 Southeast Third Avenue
Fort Lauderdale, Florida 33301

- With a Copy to: Office of the Chief Facilities Officer
600 SE 3 Avenue
Fort Lauderdale, FL 33312
Attn: Leo Bobadilla
Chief Facilities Officer

- With a Copy to: Office of Facilities and Construction
3775 SW 16th St
Fort Lauderdale, FL 33312
Attn: Shelley N. Meloni
Director, Pre-Construction Office of Facilities and Construction

- To Design Professional: *Insert Name and Address Provided by Other Party*

- With a Copy to: *Insert Name and Address Provided by Other Party*

END OF TERMS / CONDITION / REQUIREMENTS

IN WITNESS WHEREOF, the Parties hereto have made and executed this Agreement on the date first above written. Each person signing this Agreement on behalf of either party individually warrants that he or she has full legal power to execute this Agreement on behalf of the party for whom he or she is signing, and to bind and obligate such party with respect to all.

***[Please note that The School Board elects a new Chair each November.
When developing contracts in the latter part of each year
prior to the election of a new Chair, it is recommended that
no name be typed under the Chair's signature line***

and that only the title "Chair" be listed]

FOR SBBC

(Corporate Seal)

THE SCHOOL BOARD OF BROWARD
COUNTY, FLORIDA

By _____

ATTEST:

Chair

Robert W. Runcie, Superintendent of Schools

Approved as to Form and Legal Content:

Office of the General Counsel

[If the other party is a corporation or governmental agency, use this signature page]

FOR *[Insert Name Here]*

(Corporate Seal)

*Insert Full Legal Name of the Corporation,
Agency or Other Legal Entity*

ATTEST:

The School Board of Broward County, Florida
Attach C – Sample Contract Agreement for Professional Services
Revised 11/30/15

By _____

_____, Secretary

-or-

Witness

Witness

**The Following Notarization is Required for Every Agreement Without Regard to
Whether the Party Chose to Use a Secretary's Attestation or Two (2) Witnesses.**

STATE OF _____

COUNTY OF _____

The foregoing instrument was acknowledged before me this _____ day of

_____, 20__ by _____ of

Name of Person

_____, on behalf of the corporation/agency.

Name of Corporation or Agency

He/She is personally known to me or produced _____ as identification and
did/did not first take an oath. Type of Identification

My Commission Expires:

Signature – Notary Public

(SEAL)

Printed Name of Notary

Notary’s Commission No.

[If the other party is an individual person, use this signature page]

FOR [Insert Name Here]:

Witness

Signature

Witness

Printed Name

STATE OF _____

COUNTY OF _____

The foregoing instrument was acknowledged before me by _____
Insert Name Here

who is personally known to me or who produced _____ as
Type of Identification

identification and who did/did not first take an oath this _____ day of _____,
20____.

My Commission Expires:

Signature – Notary Public

Notary's Printed Name

(SEAL)

Notary's Commission No.

Identified Codes Regulations and Standards

General Notes:

1. The listing below, may or may not contain all of the potential Project Design Criteria for a Project.
2. The Design Professional shall identify any and all codes, regulations and guidelines required for the Project.
3. The Design Professional shall resolve any conflicts encountered between any of the codes, regulations and guidelines.
4. The Design Profession shall advise the Owner in writing immediately upon the discovery of a conflict.
5. Projects shall be designed to the requirements of the following List of Design Criteria unless notified by the owner otherwise.

List of Design Criteria:

1. SBBC Design and Material Standards
2. SBBC Design Criteria
3. Florida Building Code (FBC) (latest edition)
4. Florida Fire Prevention Code (latest edition)
5. National Electrical Code (NEC)
6. Florida Department of Education, Office of Educational Facilities-State Requirements for Educational Facilities (SREF) as referenced in
7. Bureau of Elevators of the Department of Business Regulation according to Chapter 399 of the Florida Statutes.
8. Site design shall comply with "Crime Prevention through Environmental Design principles. (CPTED)
9. City Zoning requirements

10. Building setbacks requirements shall be set by the most stringent of:
 - Florida Building Code -Section 423,
 - SREF
 - local authorities having jurisdiction.

11. Site and building drainage shall be in compliance with:
 - FBC,
 - BCDPEP,
 - SFWM, and all other applicable regulations.
 - DERM

11. Americans with Disabilities Act and Accessibility Guidelines (ADAAG).

12. Florida Department of Community Affairs-Florida Accessibility Code for Building Construction (FACBC).

13. ANSI Standard S12.60-2002, Acoustical Performance Criteria, Design Requirements and Guidelines for Schools.

14. Comply with Florida Standard for Radon-Resistant New Commercial Building Construction. (Department of Health Bureau of Environmental Toxicology Radon and Indoor Air)

15. EPA Handbook for Sub-Slab Depressurization for Low Permeability Fill Material. (Department of Health Bureau of Environmental Toxicology Radon and Indoor Air)

16. Underwriters Laboratories UL-790 and ASTM E-108 requirements for Class A fire rating for roof coverings.

17. The glazing Maximum Solar Heat Gain Coefficient (SHGC) is based upon the minimum and optimized levels of energy performance for the entire building project subject to the mandatory and prescriptive requirements of ASHRAE/IESNA Standard 90.1-2007.

18. maneuvering clearances at doors to comply with:
 - FBC
 - SREF requirements

19. LEED for Schools v3.0 rating system, and all referenced codes as stated therein.

20. Wind loading design pressures
 - FBC for High Velocity Hurricane Zones (HVHZ) (ASCE 7)

- FBC Section 423 for EHPA enclosures
- Miami Dade NOA

21. Comply with all the various agencies with jurisdiction on the site.
22. Florida Department of Transportation (FDOT). Where applicable
23. Utility Company Regulations
24. Other

The School Board of Broward County

Professional Services Agreement

PSA ATTACHMENT 2

BASIC DESIGN PHASING REQUIREMENTS

TABLE OF CONTENTS

1.0 Project Start..... 3

2.0 Pre-Design..... 3

3.0 Pre-Design Review Meeting..... 4

4.0 Conceptual Design..... 5

5.0 Concept Design Review Meeting..... 6

6.0 Schematic Design..... 6

7.0 Design Development..... 10

8.0 Design Development Package - Submittal Requirements..... 16

9.0 Construction Documents Development – 90% complete..... 17

10.0 Jurisdictional Plan Approvals..... 18

11.0 Construction Documents Submittal – 100%..... 19

12.0 Bidding and Award of Contract..... 21

13.0 Administration of the Construction Contract..... 22

14.0 Design Change Management..... 26

15.0 Cost Management Responsibilities..... 27

16.0 Substantial Completion..... 27

17.0 Warranty Administration..... 28

1.0 Project Start

- 1.1 The Design Professional is awarded a Project or is notified of a Project being assigned to him or her.
- 1.2 Project Start up deliverables from the Owner are received for the Design Professionals review. Note that all owner deliverables may not be available at this time.
- 1.3 A Project Design kickoff meeting will be requested to review the particulars of the proposed Project. An abbreviated site visit by the Design Professional with the Program's Project Manager and/or Design Manager may be requested prior to the kick off meeting.
- 1.4 Based on the specific Project Scope, portions of the following design stages and design activities may not be required as part of the Design Professionals scope of work for the particular Project.
- 1.5 These scope determinations will be discussed at the kickoff meeting and an action plan will be developed and issued. Note that the deliverables package from the Owner may indicate some preliminary scope determinations, which will also be discussed for the Design Professional's input.

2.0 Pre-Design

- 2.1 Prior to commencing work The Design Professional must have received a fully executed Authorization to Proceed.
- 2.2 Visit and inspect the site to verify if existing conditions conform to those portrayed on information as may have been provided by the Owner.
- 2.3 Take photographs and make written documentation, sketches, notes or reports to confirm and record the general condition and age of the existing equipment and site with particular attention to the following building/site elements as appropriate to the defined Project's scope of work.
 - 2.3.1 All applicable above ceiling areas.
 - 2.3.2 Power supplies, switch gear, breaker panels, electrical room, electrical vault, transformers and mechanical room.
 - 2.3.3 Major components of existing HVAC systems including chillers, cooling towers, air handling units, and primary ductwork runs.
 - 2.3.4 Roofing, waterproofing and building envelope systems.
 - 2.3.5 Site drainage systems and water retention characteristics.
 - 2.3.6 Determine average condition of fixed equipment.
 - 2.3.7 Life safety, fire alarms, public address, generators and emergency lighting.
 - 2.3.8 ADA requirements.
- 2.4 Site investigations and inspections and access to concealed areas should be non-destructive except where destructive investigations, tests or means of access are authorized in advance

by the Owner.

- 2.5 Room and space size and relationship requirements are to be extracted and organized based on the SFER requirements.
- 2.6 Subsidiary spaces and sizes are to be extracted and organized based on the SFER requirements.
- 2.7 A preliminary OEF Space Chart Form shall be generated at this time.
- 2.8 Investigate and response/react to any defined required design concept or theme presented in the ATP shall be provided. Response can be in any format. Photos, sketches, narrative.
- 2.9 Based on an analysis of the gathered and provided information, the Design Professional shall provide a project Risk Analysis Report. This report shall identify problem issues with the current project scope, schedule or cost. This report shall also identify any potential, or impacting design related issues.
- 2.10 The Design Professional shall preform a building code analysis.

3.0 Pre-Design Review Meeting

- 3.1 The purpose of this review shall to be to review all known aspects of the proposed project to date and to make determinisms for the next stage. The review shall include the following:
 - 3.1.1 Impact of existing conditions
 - 3.1.2 Spatial and functional relationships
 - 3.1.3 Site relationships
 - 3.1.4 Room listings, sizes and functions
 - 3.1.5 Risk Analysis factors
 - 3.1.6 Building Code Analysis
 - 3.1.6.1 Occupancy classifications
 - 3.1.6.2 Possible and Proposed construction types
- 3.2 The Design Professional shall present the alternative approaches to the use, and improvements; selections of materials, building systems and equipment; potential construction methods and methods of project delivery; and, shall make recommendations among such alternatives, including site locations of building additions.
- 3.3 Based on this review, an Action Plan will be developed and distributed. Pending the directions to be taken, a new ATP may be required.

4.0 Conceptual Design

- 4.1 Prior to the start of work for the Conceptual Design stage, the Design Professional must receive written direction from the Owner to proceed. E-mail format will be utilized for this authorization.
- 4.2 A Basis of Design Report shall be developed by the Design Professional based upon, the information gathered from the site review, the ATP requirements and the extraction of the defined space requirements and accessory spaces as per the SREF requirements, and any direction provided as a result of the Pre-Design Review Action Plan. The Basis of Design Report will include the following information.
 - 4.2.1 Alternative spatial relationships and site relationships are to be evaluated
 - 4.2.1.1 Site relationships are to be further defined and illustrated by outline plans inserted onto a site plan.
 - 4.2.1.2 Pending the Site particulars and pending the program, more than one building solution may be required.
 - 4.2.2 Spatial adjacency and functional relationships are to be further defined and integrated and illustrated by outline plans.
 - 4.2.2.1 Circulation and egress requirements are to be further defined and indicated on the outline plans.
 - 4.2.3 Alternative building elevations to be provided for primary exposed façade and at a primary connection to an existing condition façade.
 - 4.2.4 Building Section thru the primary new functions of proposed new spaces. Relationship with existing conditions shall also be presented.
 - 4.2.5 The OEF Space Chart Form shall be updated at this time. not yet - discuss
 - 4.2.6 The Design Professional shall report as to the status of the selections of materials and discuss any changes or additions from previous discussions.
 - 4.2.7 The Design Professional shall report as to the status of the recommended building systems and equipment and discuss any changes or additions from previous discussions.
 - 4.2.8 The Design Professional shall report as to the status of the potential construction methods, the optional methods of project delivery and to discuss any changes or additions from previous discussions.
 - 4.2.9 The Risk Analysis shall be updated as a result of, new discoveries and resolution of items thru the current progress.

- 4.3 A Probable Construction Cost analysis and statement shall be provided at this time.

5.0 Concept Design Review Meeting

- 5.1 The purpose of this review shall be to review the status and progress of the proposed project to date and to make determinisms for the next step. The review shall include the review of items 4.2.1 thru 4.3 above.
- 5.2 Based on this review, an Action Plan will be developed and distributed. Pending the directions to be taken, a new ATP may be required.
- 5.2.1 Pending the scope of the Project, this review may be a 2 step review. The Design Professional may be required to present the Project to a Design Review Committee or to the School Board. (note: in most cases, this requirement will be identified in the early project stages)

6.0 Schematic Design

- 6.1 Prior to the start of work for the Conceptual Design stage, the Design Professional must receive written direction from the Owner to proceed. E-mail format will be utilized for this authorization.
- 6.2 The Design Professional shall prepare, submit and present for approval by the Owner a Schematic Design Report Package, comprised of the SREF requirements for Schematic Design Documents and Schematic Design Studies.
- 6.2.1 Any special requirements affecting the Project shall be identified.
- 6.2.2 A statement of Probable Construction Cost.
- 6.2.3 The OEF Space Chart Form updated and formatted to follow the sequence of spaces listed in the SREF Size of Space and Occupant Design Criteria Table.
- 6.2.3.1 Provide room name and number listing in a (room finish) re-usable format – with columns for SF's at this time.
- 6.2.4 Site Survey -- A hardcopy and electronic media copy of the owner provided site survey with the following information: the legal description of the site, acreage, contours, overall dimensions, vegetation, trees, hardscape elements, adjacent highways and roads, information about ownership and use of adjacent land, locations of on- and off-site utility connections, utility service point entry locations, parking areas, service areas, play areas, athletic fields, bus loop(s), parent drop off, existing buildings with height, mechanical cooling towers and chillers, floor elevations (related to base flood elevation as shown on Flood Insurance Rate Maps, and use. The site survey may be an update of informational surveys provided by the Owner but shall be prepared on electronic media and submitted in both hard and electronic media formats.

6.2.5 Schematic Design Documents

- 6.2.5.1 These documents shall be schematic, responding to the Project requirements. In addition to SREF requirements and information required by the Owner's document submittal checklist for schematic design. modify the checklist requirement – rewrite... All plans shall have a graphic scale and a north indicator.
- 6.2.5.2 A Transmittal Form.
- 6.2.5.3 A site plan showing acreage, contours and general topographical conditions, flood plain elevation and velocity zone, over-all dimensions, adjacent highways, roads, off-site improvements, emergency access, fire hydrants, power transmission lines, ownership and use of adjacent land, walks and paths, vehicle and bike parking areas with accessible spaces identified, service areas, play areas, athletic fields, bus loop(s), parent drop off, existing buildings and use, location of proposed building(s) and future additions, portable classrooms and other re-locatable or temporary structures, community use buildings, phased construction, preliminary soil borings. (At Plan review stage and CD review stage, a statement will be required to be included on the site plan identifying the FEMA flood plain and the velocity zone in which the project is located. The statement shall be signed and dated by the Architect or Engineer of Record.)
- 6.2.5.3.1 Indicate general locations, of service and preliminary service requirements with all utility companies (Florida Power and Light, Owner selected phone service, cable TV, water, sewer, storm drainage and any other identified utility service).
- 6.2.5.3.2 Environmentally sensitive site areas as identified on the Owner provided Environmental Study (per Section 235.193, F.S.) to be indicated on the plans along with any identified related requirements for these areas.
- 6.2.5.4 Floor plans showing over-all dimensions, room names, door locations, accessible building exits, occupant loads of each space, any existing buildings and its use. Previously planned future additions, if additions are still planned (Owner to confirm) and any known planned construction on site or adjoining the site (Owner to confirm).
- 6.2.5.5 Provide a life-safety plan delineating the paths of travel, the source and exiting volumes and the exit width and path of travel calculations. Indicate accessible exits. Indicate fire walls, smoke partitions, and protected corridors. Identify any special fire suppression systems. (kitchen hoods, halon, CO2 systems, etc) Identify any spaces or zones not receiving a fire suppression system. Indicate preliminary fire alarm systems zones. Indicate preliminary fire sprinkler systems zones. Indicate control panel location. Indicate any other life-safety features relevant to the facility.

- 6.2.5.6 Provide elevations and sections of the building to illustrate and indicate the mass and character of the facility including fenestration, openings, walkways, preliminary material selections, and other building features and spatial relationships .
- 6.2.5.7 An Outline Demolition Plan
 - 6.2.5.7.1 Indicate spaces impacted by demolition. And show where and how impacted spaces are integrated into the new plan. This shall be 2 reduced size plans on 1 sheet.
- 6.2.5.8 Schematic Project Manual
 - 6.2.5.8.1 Outline Specifications for Division 2-17
 - 6.2.5.8.2 Schematic Room Finish Schedule (still with sf columns)
- 6.2.6 Schematic Design Report Brochure
 - 6.2.6.1 The brochures shall have heavy stock covers and plastic comb or metal spiral binding. 8 ½ x 11 format. Additional copies of this Schematic Design Brochure if required by the Owner will be compensated as a reimbursable service approved in advance by the Owner.
 - 6.2.6.2 The Brochure shall include:
 - 6.2.6.2.1 A summary design statement indicating the general design intent, conceptual development,
 - 6.2.6.2.2 A facilities list including the number of spaces, net/gross square footages (separate from the OFE Chart)
 - 6.2.6.2.3 Colored Plans,
 - 6.2.6.2.3.1 Site
 - 6.2.6.2.3.2 building elevations
 - 6.2.6.2.3.3 building sections,
 - 6.2.6.2.3.4 any applicable sketch perspectives
 - 6.2.6.2.3.5 miscellaneous diagramming, photographs of any applicable massing and building models,
 - 6.2.6.2.4 Narrative discussions and descriptions of preliminary materials selections, components, assemblies, and systems for:
 - 6.2.6.2.4.1 Landscape
 - 6.2.6.2.4.2 civil
 - 6.2.6.2.4.3 structural
 - 6.2.6.2.4.4 mechanical
 - 6.2.6.2.4.4.1 Mechanical Requirements Specific to Remodeling and Addition Projects: Provide a listing of capacities for existing HVAC

equipment and the available tonnage for the new connected load. Provide a survey of the condition of the existing mechanical equipment.

6.2.6.2.4.5 electrical

6.2.6.2.4.5.1

Electrical Requirements Specific to Remodeling and Addition Projects: Provide an electrical load analysis for the existing facility for existing and new loads. Provide a survey of the condition of the existing electrical equipment and the communication equipment room.

6.2.6.2.4.6 plumbing

6.2.6.2.4.7 misc. technical

6.2.6.2.4.8 architectural

6.2.7 An Updated Project Development Schedule:

6.2.7.1 This schedule shall be in compliance with the initial Project Schedule and is for approval by the Owner. This schedule shall show activities including but not limited to the Design Professional’s design and coordination efforts and the Owner review/ approval periods.

6.2.7.2 This schedule shall also include all activities known at this stage of the project’s development including any projected or preliminary requirements for moving portables, relocating classrooms, removing and storing furniture, hazardous material abatement, any work by the Owner, separate contractors, on-site utilities and equipment and any other activities that may impact the construction of the project. The schedule shall also include any identified offsite work.

6.2.7.3 This schedule shall also include the site approval reviews, and the permitting process.

6.2.7.4 The schedule to be generated in electronic media software with a bar chart format.

6.2.8 Statement of Probable Construction Cost: The Design Professional shall submit to the Owner for review and approval a schematic design phase estimate of probable construction cost itemized by major categories based on the expected bid date.

6.2.9 The Design Professional shall coordinate with the Owner to determine the municipal, county and other jurisdictional agencies that will require site plan coordination and/or approval for the Project and will determine/confirm the permitting and review strategies and update the Project Development Schedule and generate a freestanding Permitting Schedule.

6.2.9.1 The Design Professional shall prepare applications for these site plan and

coordination reviews directly after approval of the Schematic Design Package as appropriate to this phase of the project. The Design Professional shall attend and provide representation at all review meetings, workshops, hearings and Commission/Council meetings concerning the project as conducted by any and all other agencies having jurisdiction over the project.

6.3 Schematic Design Package - Submittal Requirements -

6.3.1 The Design Professional shall submit for Owner approval:

6.3.1.1 Plans

6.3.1.1.1 three (3) copies of all full size documents are required under this Phase,

6.3.1.2 Schematic Design Report Brochure

6.3.1.2.1 three (3) copies
Quantity pending review requirements

6.3.1.3 Project Development Schedule

6.3.1.3.1 three (3) copies

6.3.1.4 Probable Construction Cost Report

6.3.1.4.1 three (3) copies

6.4 The Design Professional shall provide presentations of the Schematic Design to:

6.4.1 The Owner's staff

6.4.2 Design Review Committee (if required, add 5 copies of brochure)

6.4.3 The School Board of Broward County, Florida, (if required, add 10 copies of brochure).

7.0 Design Development

7.1 The Design Professional is to proceed with Design Development and all adjustments to the Project Scope, Schedule, and Budget from the Schematic Design Review as directed by the Owner, after receiving written direction from the Owner to proceed. E-mail format will be utilized for this authorization.

7.2 The Design Professional shall prepare, submit and present for approval by the Owner, a Design Development Report Package, comprised of the SREF requirements documents and the following:

7.2.1 Project Transmittal Form.

- 7.2.2 OEF form 208 (a) "OEF Space Chart Form" formatted to follow the sequence of spaces listed in the SREF Size of Space and Occupant Design Criteria Table.
- 7.2.3 Documents: These documents shall be design development package corresponding to the educational specifications and program requirements illustrating the general scope, scale, and relationship of project components. In addition to Phase I requirements, SREF requirements, and any specific Owner provided informational needs, the documents shall include the following:
 - 7.2.4 Drawing Package Information Sheets
 - 7.2.4.1 Cover Sheet
 - 7.2.4.1.1 Cover sheet will include the following information
 - 7.2.4.1.1.1 Facility name
 - 7.2.4.1.1.2 Project description
 - 7.2.4.1.1.3 SBBC Project number
 - 7.2.4.1.1.4 Listing of consultants
 - 7.2.4.1.1.5 School board members and titles
 - 7.2.4.1.1.6 School board logo
 - 7.2.4.1.1.7 Location map
 - 7.2.4.1.1.8 Document package type
 - 7.2.4.2 Index of Drawings
 - 7.2.4.2.1 The full index of drawings will be in the Architectural Set.
 - 7.2.4.3 General Information Sheets
 - 7.2.4.3.1 All disciplines will have the following information sheets. This information may require multiple sheets.
 - 7.2.4.3.1.1 Abbreviations
 - 7.2.4.3.1.2 Reference symbols
 - 7.2.4.3.1.3 Materials legend
- 7.2.5 Architectural and Civil site plan(s) showing, (in addition to Schematic Design site survey requirements), the proposed design for: landscaping, drainage, water retention ponds, sewage disposal and water supply system, chilled water piping and physical features that may adversely affect or enhance the safety, health, welfare, visual environment, or comfort of the occupants.
 - 7.2.5.1 A statement, signed and dated by the Design Professional or his designated Consultant, shall be included on the site plan identifying the number of existing trees, the number and size of required trees, and the number of new trees to be planted. (signatures required at 90% CD package)

7.2.6 Building Plans

7.2.6.1 General

- 7.2.6.1.1 By symbol, indicate fire extinguishers, fire alarm equipment, smoke vents, master valves, emergency disconnects, emergency lighting, emergency power equipment, fire sprinklers, exit signs, smoke and fire dampers, and other life-safety equipment relevant to the facility on the appropriate discipline plans.
- 7.2.6.1.2 By symbol, indicate connections and tie-ins to any existing equipment on the appropriate discipline plans.
- 7.2.6.1.3 Floor plans for additions to an existing facility: Indicate the connections and tie-ins to the existing facilities, including all existing spaces, exits, plumbing fixtures and locations, and any proposed changes. Distinguish between new and existing areas.

7.2.6.2 Floor plans

- 7.2.6.2.1 Drawn at 1/8 inch or larger scale showing typical student occupied spaces or special rooms with dimensions, public facilities, stairs, elevators, and identification of accessible areas.

7.2.6.3 Floor plans

- 7.2.6.3.1 Drawn at 1/4 inch or larger scale showing typical spaces or special rooms with dimensions, equipment and furnishing layouts, door and window locations.
- 7.2.6.3.2 Reflected ceiling plans drawn at 1/4 inch scale (minimum) showing typical spaces or special rooms with dimensions, lighting equipment and ceiling panel layouts.

7.2.6.4 Roof plans drawn at 1/4 inch scale (minimum) showing typical spaces or special rooms with dimensions, equipment layouts.

7.2.6.5 The life-safety plans shall be updated to reflect modifications as a result of the design progress. Indicate the paths of travel, the source and exiting volumes and the exit width and path of travel calculations. Indicate accessible exits. Indicate fire walls, smoke partitions, and protected corridors. Identify any special fire suppression systems. (kitchen hoods, halon, CO2 systems, etc.) Identify any spaces or zones not receiving a fire suppression system. Indicate preliminary fire alarm systems zones. Indicate preliminary fire sprinkler systems zones. Indicate control panel location. Indicate any other life-safety features relevant to the facility.

7.2.6.6 A Proposed Project Phasing Floor Plan drawn at an architectural scale that will allow the entire facility to be shown contiguous, on one sheet, which indicates project phasing as applicable to the Project.

7.2.6.7 Existing Facility Accessibility Criteria

7.2.6.7.1 For existing facilities where remodeled or renovated spaces are required and where an ADA and code conforming ramp cannot be utilized, document proposed vertical platform lifts or inclined wheelchair lifts and provide the following documents as part of or in addition to the required life safety plans.

7.2.6.7.2 Sketches of proposed vertical platform lifts, including layout drawings showing the effect of the lift on existing spaces, corridor widths and exiting from the affected facility.

7.2.6.7.3 Sketches of proposed inclined wheel chair lift including layout drawings showing the effect of the lift on the stairway width in the folded and unfolded position, the upper and lower platform storage locations, and the effect on exiting from the affected areas of the facility.

7.2.6.8 Open Space Concept Criteria

7.2.6.8.1 When planning open space schools or administrative spaces, a floor plan shall be submitted showing the methods used to permanently define the means of egress, such as surface finish or color.

7.2.6.9 All exterior building elevations and sufficient building sections as necessary to fully illustrate and indicate the scale and massing of the facility.

7.2.6.10 Typical building sections to show dimensions, proposed construction materials, and relationship of finished floor to finished grades.

7.2.6.11 Structural Plans

7.2.6.11.1 Preliminary Structural Drawings including plans and sections indicating anticipated systems, connections and foundations.

7.2.6.12 Mechanical Plans

7.2.6.12.1 Single line Ductwork layouts shown on half tone reflected ceiling plans. Diffuser and return air locations as coordinated with Architectural and Electrical lighting plans.

7.2.6.12.2 Identify locations of Mechanical rooms and equipment, any grease trap(s), any LP gas tank locations, natural gas pipe layout, and tie ins to existing utilities.

7.2.6.12.3 Provide Proposed Mechanical Zoning Plan (as applicable).

7.2.6.13 Plumbing Plans

7.2.6.13.1 Indicate all plumbing fixtures and all tie in locations.

7.2.6.13.2 Provide Fixture Unit Counts and Calculations.

7.2.6.14 Fire Protection Plans

7.2.6.14.1 Provide Proposed Fire Protection Zoning Plan (as applicable).

7.2.6.15 Electrical Drawings

7.2.6.15.1 Lighting layouts for interior and exterior spaces shown on half tone reflected ceiling plans as coordinated with Mechanical and Architectural.

7.2.6.15.2 A one line diagram of the electrical distribution system.

7.2.6.15.3 Provide layout indicating security systems devices and control zones.

7.2.6.15.4 Locations of all the main components of the electrical system such as transformers, panels, and main switch board, and emergency generator, location of the intercom console, ITV head end and tower, master clock, fire alarm panel. Show locations of mechanical equipment such as chillers, air handler units, etc. and their respective electrical connections.

7.2.7 Project Manual

7.2.7.1 Equipment and Furnishing Schedules: Indicating equipment and furnishing items that will be provided by the Contractor and those that will be provided by the Owner or others.

7.2.7.2 Outline specifications:

7.2.7.2.1 Current format of CSI Specification Numbering System shall be utilized. (based on contract date)

7.2.7.2.1.1 Division 1

7.2.7.2.1.1.1 Division 1 to be updated from the Schematic Design submittal.

7.2.7.2.1.1.2 Schematic Room Finish Schedule updated from schematic. (SF columns still present)

7.2.7.2.1.2 Divisions 2 through 17

7.2.7.2.1.2.1 Provide outline specifications with general

description of all systems and components.

7.2.7.3 Geotechnical Engineer's Report

7.2.7.3.1 Provide proposed method of treatment for unusual conditions.

7.2.8 Office of Educational Facilities Life-Cycle Cost Analysis (LCCA). LCCA shall be submitted to the Owner for review and approval with the Design Development documents.

7.2.8.1 LCCA shall be by a commercially available life-cycle cost analysis program and shall be based upon the requirements of Florida Statute 1013.451.

7.2.9 Florida Energy Efficiency Code for Building Construction (FEEC). FEEC forms, including calculations for mechanical systems, documenting energy efficiency ratio rating of HVAC equipment, electrical systems, insulation, and building envelope shall be submitted to the Owner for review and approval with the Design Development documents.

7.2.10 Statement of Probable Construction Cost:

7.2.10.1 The Design Professional shall submit to the Owner for review and approval a Design Development phase estimate of probable construction cost itemized by major categories based on the expected bid date. The Format for this estimate is to follow the content of the Project's Outline Specification for Divisions 2 through 17.

7.2.10.1.1 Key differences between the Schematic Design and the Design Development cost are to be summarized.

7.2.11 An updated Project Development Schedule reflecting development and anticipated schedules for all new and existing subsequent project activities.

7.2.12 A written response from the Design Professional and each of the Consultants, explaining how each previous Owner and reviewing agencies review comments have been addressed.

7.2.13 F.I.S.H Data Requirements

7.2.13.1 A simplified single line floor plan of the project.

7.2.13.2 A spreadsheet format schedule reflecting the room numbers; the name of the room or space; the net square footage of the space and the capacity of the space on electronic media and on a single 24" x 36" sheet of vellum conforming to the Owner's standards for graphics and for electronic media submittals. This drawing and database information will be for use in preparing F.I.S.H. (Florida Inventory of School Houses) information. The

Design Professional shall coordinate with and utilize the Owner's F.I.S.H requirements for room numbers, room name assignments and electronic media (format, layering, etc.) prior to developing final documents for this Design Development submittal. Hardcopy graphics shall be suitable for clearly legible half size reductions.

7.2.14 Existing Hazardous Materials

Provide a letter to the owner advising of the extents of potential hazardous materials as indicated and provided by The Environmental Division of the Facilities and Construction Group. Outline the (or any) optional or alternate means of removal and timing of removal for Owner review and direction.

7.2.14.1.1 Integrate the impact of the Hazardous materials with the Project Development Schedule.

7.2.14.1.2 Integrate the impact of the Hazardous materials Statement of Probable Construction Cost and other documentation.

7.2.15 Preliminary color boards to review the color selections for all finish materials with the Owner.

7.2.16 Preliminary samples as requested by the Owner.

8.0 Design Development Package - Submittal Requirements

8.1 The Design Professional shall submit the following for Owner approval:

8.1.1 Plans

8.1.1.1 three (3) copies of all full size documents

8.1.2 Design Development Report Brochure

8.1.2.1 three (3) copies

8.1.3 Project Development Schedule

8.1.3.1 three (3) copies

8.1.4 Probable Construction Cost Report

8.1.4.1 three (3) copies

8.1.5 Life-Cycle Cost Analysis

8.1.6 Energy Efficiency Code Analysis

8.1.7 Response to Schematic Design Comments

8.1.8 F.I.S.H Data Requirements

8.1.9 Hazardous Materials letter

8.1.10 Updated Discipline Narratives

8.2 The Design Professional shall provide presentations of the Design Development to:

8.2.1 the Owner's staff

8.2.2 Design Review Committee (if required, add 5 copies of brochure)

8.2.3 The School Board of Broward County, Florida, (if required, add 10 copies of brochure).

9.0 Construction Documents Development – 90% complete

9.1 The Design Professional is to proceed with the Construction Documents and all adjustments to the Project Scope, Schedule, and Budget from the Design Development review as directed by the Owner, after receiving written direction from the Owner to proceed. E-mail format will be utilized for this authorization.

9.2 The Design Professional shall prepare, submit and present for approval by the Owner, a Construction Document Report Package.

9.3 This Construction Document Report Package shall include the following items:

9.3.1 Project Transmittal Form (Form 1310b)

9.3.2 An updated OEF form 208(a) "OEF Space Chart Form" formatted to follow the sequence of spaces listed in the SREF Size of Space and Occupant Design Criteria Table.

9.3.3 Updated Florida Energy Efficiency Code for Building Construction (FEEC) compliance forms. Submit five (5) copies signed and sealed by a State of Florida registered design professional.

9.3.4 Final Calculations:

9.3.4.1 Structural systems

9.3.4.2 Mechanical systems

9.3.4.3 Electrical systems

9.3.5 Drawings:

9.3.5.1 All construction documents as necessary to receive building permits for the complete scope of work shall be included and shall be substantially complete.

9.3.5.2 Preliminary staging area plans to delineate staging areas, site barriers and other area designations to control and separate as required, students, faculty, staff and the public from construction activities and traffic.

9.3.6 Project Manual

9.3.6.1 All Project Manual documents as necessary to receive building permits for the complete scope of work shall be included and shall be substantially complete.

9.3.7 Project Development Schedule

9.3.7.1 Updated and formatted as a preliminary construction schedule reflecting continued Project development and illustrating anticipated schedules for all subsequent project activities including permitting and submittal coordination with all agencies having jurisdiction on the Project, project phasing, site mobilization, temporary facilities, general construction sequencing, anticipated substantial completion dates, Owner occupancy, mid all other significant Project events. Format updated schedule as a Gant Chart type schedule with mile stones.

9.3.8 Color boards

9.3.8.1 Boards illustrating color selections, finishes, textures and aesthetic qualities for all finish materials for final review and approval by the Owner and to establish a final pallet of material selections for development of subsequent specifications, schedules and other requirements for incorporation into the Contract Documents.

9.3.9 Design Development Comment Responses

9.3.9.1 Letters from the Design Professional and each of the major technical disciplines and any necessary Consultants or explaining how each previous Design Development comment has been addressed.

9.4 Construction Documents - 90% complete – Submittal Requirements

9.4.1 The Design Professional shall submit the following for Owner approval:

9.4.1.1 Transmittal Form

9.4.1.2 Plans

9.4.1.2.1 three (3) copies of all full size documents

9.4.1.3 A completed Building Department document submittal checklist

9.4.1.4 Reports and Brochures

9.4.1.4.1 three (3) copies

10.0 Jurisdictional Plan Approvals

10.1 Prior to the commencement of the Construction Documents – 100%, and early enough to ensure that the contractor is not delayed by permit processing, the Design Professional shall, with the owner's assistance, file the required documents for approval by governmental authorities, local, State or Federal, having jurisdiction over the portions of the

Project and obtain certifications of "permit approval" by these limited jurisdictional reviewing authorities. In cases, this activity or portions of this activity will not commence until such time as the Construction Documents are 100% complete.

- 10.1.1 The Design Professional shall provide the documents required for submittal to all of these governmental authorities.
- 10.1.2 The Design Professional shall attend and provide representation at all review meetings, workshops, hearings and Commission/Council meetings concerning the project as conducted by the various jurisdictional agencies.

11.0 Construction Documents Submittal – 100%

- 11.1 The Design Professional is to proceed with the completion of the construction documents and all adjustments to the Project Scope, Schedule, and Budget from the 90% construction document review comments as directed by the Owner, after receiving written direction from the Owner to proceed. E-mail format will be utilized for this authorization.
- 11.2 Construction Documents 100% Submittal: The Design Professional shall make a 100% Construction Documents submittal, for approval by the Owner.
 - 11.2.1 All documents for this phase shall be provided in both hard copy and in electronic media.
 - 11.2.2 Signed and Sealed Documents and Statements of Compliance
 - 11.2.2.1 Only complete documents, properly signed and sealed by the Design Professional and respective Consultants, will be accepted for review.
 - 11.2.2.2 These documents shall contain a statement of compliance by the architect or engineer of record that "To the best of my knowledge and belief these documents are complete, and comply with the State Requirements for Educational Facilities.
 - 11.2.3 When requested by the Owner, engineering calculations for mechanical, electrical, and structural systems shall be submitted separately from drawings and the project manual.
- 11.3 The following items shall be included with the 100% Construction Document submittal.
 - 11.3.1 In addition to 100% complete Construction Documents the following items are to be integrated into this Construction Document – 100% Submittal.
 - 11.3.1.1 Mechanical and Electrical Documents shall indicate that the approved systems from the Design Development FEEC/LCCA analysis have been incorporated into the documents.

11.3.1.2 Project Manual

11.3.1.2.1 The Design Professional shall insert Division 0 and Division 1 into the specifications.

11.3.1.2.1.1 The Design Professional shall not add or delete items from the Division 0 and Division 2 documents without prior written approval from the Owner.

11.3.1.2.2 Approved list of alternate bid items, as authorized by the Owner shall be integrated into the project bid documents and the specifications.

11.3.1.3 As required, a threshold building inspection plan, prepared by the Design Professional, and the name of a certified threshold building inspector, as set forth in Section 553.79(5), F.S., shall be submitted to the Owner for review and approval with the 100% Construction Documents

11.3.1.3.1 Threshold building inspection plan documents are required for the following conditions:

11.3.1.3.1.1 Any building greater than three (3) stories or fifty (50) feet in height.

11.3.1.3.1.2 Any building with an assembly space that exceeds five thousand (5000) square feet in area, and/or an occupant load of five hundred (500) or more persons. Check- is this and/or

11.3.1.4 An Updated Statement of Probable Construction Cost as indicated by time factor, changes in requirements, or general market conditions.

11.3.1.4.1 If this Statement of Probable Construction Cost exceeds the construction Budget, the Design Professional shall review materials, equipment, component systems and types of construction included in the Contract Documents and shall recommend changes in such items and/or reasonable adjustments in the scope of the Project for Owner approval for integration into the documents.

11.3.1.5 A letter from the Design Professional and each of the major technical Consultants explaining how each comment for the Construction Document 90% Review, has been addressed.

11.3.2 The Design Professional and his Consultants, as necessary, shall attend coordination, review and presentation meetings with the Owner to explain the

development of the design concept and the technical resolutions of the building or site systems as shown in the Construction Document 100% Submittals.

- 11.3.3 After Owners review of the 100% Construction Documents, the Design Professional shall make all required changes or additions and resolve all comments. A final Check Set shall be returned to the Owner for final approval.
- 11.3.4 Upon final approval by the Owner, the Design Professional shall furnish five (5) copies, signed and sealed of all Drawings and Specifications to the Owner for submittal to the designated Plan Review Agency.
- 11.3.5 Building Department plan review comments to be reviewed with the Owner and integrated into the documents.
- 11.3.6 This submittal will also become the official bid document set after all Plan review comments are integrated and approved by the building dept.
- 11.3.7 Design Professional shall assure the Owner that all limited jurisdictional, mandatory requirements are complete prior to bidding.

12.0 Bidding and Award of Contract

- 12.1 Bid Documents Approvals and Printing: Upon obtaining all necessary approvals of the Construction Documents, the Design Professional shall assist the Owner in obtaining bids and awarding construction contracts. The Owner, will provide reproductions of the drawings and specifications printed for bidding purposes.
 - 12.1.1 This printing may be handled by the Owner or as a reimbursable service through the Design Professional.
- 12.2 The Advertisement for Bids will instruct the bidders where to obtain the Bid Documents.
- 12.3 The Design Professional shall render interpretations and clarifications of the drawings and specifications in a written format, supplemented by appropriate graphics, with prior approval of the Owner.
- 12.4 The Design Professional shall attend a pre-bid conference as requested by the Owner.
- 12.5 The Design Professional shall prepare addenda, if any are required, for the Owner to issue to all prospective bidders. No addenda shall be issued without the Owner's approval and if dimensional changes or extensive graphic changes are required the drawing sheets shall be revised and issued as addendum drawings as directed by Owner.
- 12.6 The Design Professional shall be present at the bid opening, with the Owner's staff.
- 12.7 The Design Professional shall participate with the Owner in evaluating the bids and

investigating the qualifications of bidders and shall provide a written recommendation for bid award.

- 12.8 The Design Professional shall advise and consult with the Owner in awarding, and in the preparation of any Agreements necessary for the construction of the project.
- 12.9 If the lowest responsive Base Bid received exceeds the Fixed Limit of Construction Cost the Owner will either:
 - 12.9.1 Approve the increase in Project cost and award a contract or,
 - 12.9.2 Reject all bids and rebid the Project within a reasonable time with no change in the Project,
 - 12.9.3 Direct the Design Professional to revise the Project scope or quality, or both, as approved by the Owner, and rebid the Project.
 - 12.9.4 Suspend or abandon the Project.
- 12.10 The Design Professional shall, modify the Construction Documents as necessary to bring the project within the Budget Construction Cost. The providing of such service shall be the limit of the Design Professional's responsibility in this regard and having done so, the Design Professional shall be compensated in accordance with this Agreement. The Owner may recognize exceptional construction market cost fluctuations before exercising the option provided in Article 12.9.3 above. The Owner agrees to discuss this issue with the Design Professional prior to exercising this option.
- 12.11 If an estimate or cost analysis is required by the Owner for this phase, the Design Professional shall analyze bids and to assist in the preparation of any modified bidding documents or re-bid documents that may be required to ensure successful bidding within the Budget Construction Cost.

13.0 Administration of the Construction Contract

- 13.1 Duration
 - 13.1.1 The Construction Administration Phase will begin with the award of the Construction Contract and will end when the Contractor's final Payment Certificate is approved by the Owner.
 - 13.1.2 During this period, the Design Professional shall provide Administration of the Construction Contract as set forth in the Contract Documents between the Owner and the Contractor, as basic services, including participation in building commissioning and partnering. Refer to Section 01350 – special procedures.
- 13.2 The Design Professional shall advise and consult with the Owner and shall have authority to act on behalf of the Owner within the limits established by this Agreement and the

Contract Documents. The Design Professional shall contemporaneously provide Owner with copies of all communications between Design Professional and Contractor and others concerning matters material to the cost, time, sequence, scope, performance or requirements of the project.

- 13.3 The Design Professional and his Consultants shall attend all key construction events as necessary to ascertain the progress of the Project and to determine in general if the Work is proceeding in accordance with the Contract Documents and the Project Schedule.

13.3.1 Site Visits

13.3.1.1 Design Professional - Site Visits

13.3.1.1.1 The Design Professional shall visit the site at least once per week to become familiar with the progress and quality of the Work and to determine if the Work is proceeding in accordance with the Contract Documents and Project Schedule.

13.3.1.1.2 The Design Professional shall coordinate the timing of these visits with the Owner's Representative and the Weekly Progress Meeting, so as to permit joint observations of the progress of the Work.

13.3.1.1.3 Design Professional shall keep Owner informed of the progress and quality of the Work on the basis of the on-going site visits.

13.3.1.1.4 The Design Professional shall submit to Owner a detailed written report of the results of each visit to the site, and copies of all field reports and notes of meetings with the contractor's team.

13.3.1.1.5 The Design Professional shall report to Owner any defects and deficiencies in the Work coming to the attention of Design Professional.

13.3.1.1.6 The Design Professional shall make on-site observations utilizing the same personnel over the course of the Work.

13.3.1.2 The Design Professional shall assist the Owner in determining the cost of re-inspections due to the Contractor's failure to perform.

13.3.2 Design Professional's Consultants – Site Visits

13.3.2.1 The Design Professional's Consultants will be required to visit the site at least once a week when their respective portion of the work is in progress. The visits shall coincide with the Weekly Progress Meeting.

13.3.2.1.1 The Consultants shall submit to the Design Professional a

detailed written report of the results of each visit to the site, and copies of all field reports and notes of meetings with the contractor's team for the Design Professional review and consultation with the Owner.

13.3.2.1.2 The Consultant shall report to Design Professional any defects and deficiencies in the Work coming to the attention of Consultant for the Design Professionals review and consultation with the Owner.

13.3.2.1.2.1 Consultant shall maintain a listing of such items and track the items for closure.

13.4 The Design Professional shall not have control over or charge of, and shall not be responsible for construction means, methods, techniques, sequences or procedures, or for safety precautions and programs in connection with the Work.

13.5 Design Professional shall at all times, have access to the Work whenever it is in preparation or progress.

13.5.1 The Design Professional and the Consultants shall review and advise the Owner as to whether the Contractor is making timely, accurate, and complete notations on the "Project Record Documents" and maintaining various other administrative records as required by the Contract Documents.

13.5.1.1 Complete notations to the "as built" drawings shall include, but not be limited to all changes due to RFI's, ASI's, COD's, and CO's

13.5.2 The Owner may require the Design Professional and the Consultants to submit additional written materials or forms to the Owner relating to or regarding the Project or its progress.

13.6 The Design Professional shall assist Owner in determining the amounts owing to Contractor based on observations at the site and on evaluations of Contractor's Applications for Payment and shall certify Certificates for Payment in such amounts as provided in the Contract Documents and in such form as Owner may request.

13.6.1 The certification of a Certificate for Payment shall constitute a representation by the Design Professional to the Owner, based on the Design Professional's observations at the site and on the data comprising the Contractor's Application for Payment, that the Work has progressed to the point indicated and that the quality of the Work is in substantial accordance with the contract documents and that Contractor is entitled to payment in the amount certified.

13.6.1.1 The certification of a Certificate for Payment is not an acceptance of any in place or stored, work, materials or equipment.

- 13.7 The Design Professional shall render written advisory decisions, within a reasonable time on all claims, disputes and other matters in question between Owner and Contractor relating to the execution or progress of the Work or the interpretation of the Contract Documents.
- 13.8 All interpretations and advisory recommendations of the Design Professional shall be consistent with the intent of, and reasonably inferable from, the Contract Documents and shall be in writing or in the form of drawings. In the capacity of interpreter, the Design Professional shall endeavor to secure faithful performance by both the Owner and Contractor, and shall not show partiality to either.
- 13.9 The Design Professional shall recommend to the owner, the rejection of Work which does not conform to the Contract Documents.
- 13.10 The Design Professional shall not have authority to stop the Work without approval of the Owner.
- 13.11 Whenever, in the Design Professional's opinion, it is necessary or advisable, the Design Professional shall recommend/advise to the owner, that special inspection or testing of the Work in accordance with the provisions of the Contract Documents shall occur, whether or not such Work be then fabricated, installed or completed.
 - 13.11.1 Owner shall furnish all such tests, inspections and reports that are required by law or by the Contract Documents or provide documentation that the item has previously been approved via inspection or testing.
 - 13.11.2 The Design Professional shall monitor all such testing or inspections.
- 13.12 The Design Professional shall promptly review, and take other appropriate action upon Contractor's submittals such as shop drawings, product data and samples, per conformance with the design concept of the contract documents. Such action shall be taken within fourteen (14) days of receipt by Design Professional unless Owner and Design Professional otherwise mutually agree.
 - 13.12.1 Design Professional's review shall not constitute review or approval of safety precautions or of construction means, methods, techniques, sequences or procedures.
 - 13.12.2 Design Professional shall maintain a log of all submittals made and shall compare the submittals with Contractor's progress schedule.
 - 13.12.3 The Design Professional shall not approve changes to the contract or substitutions through the regular submittal process.
 - 13.12.3.1 All final decisions with respect to substitutions, Request for Proposals,

Change Orders, and other contract modifications shall be at the sole determination of the Owner.

- 13.12.4 The Design Professional shall be compensated for reviewing re-submittals after the first re-submittal of a respective submittal as a reimbursable expense with the Owner reimbursed by the Contractor under provisions of the Contract Documents.
- 13.12.5 The Design Professional will advise the Owner of the circumstances of all Submittal reviews requiring more than fourteen (14) days processing time.

14.0 Design Change Management

- 14.1 The Design Professional shall have authority to order minor changes in the Work not involving an adjustment in the contract sum or an extension of the contract time and which are not inconsistent with the intent of the Contract Documents. Such minor changes shall be effected by written order issued through Owner.
 - 14.1.1 The Design Professional shall provide recommendations concerning Request for Proposals, Change Orders, and Construction Change Directives and for their preparation, permitting and issuance to the contractor.
 - 14.1.2 The Design Professional shall coordinate with the Owner and comply with the Owner's written procedure and "Construction" Contract concerning the Owner's required review of Request for Proposals, Change Orders and Construction Change Directives... what is, where is the written procedure??
 - 14.1.2.1 Meet with the Owner's Project Manager prior to the preparation and execution of Request for Proposals and Change Order items to ensure that the changes comply with the intent of the proposed changes relative to the Project's original scope, the construction schedule and to Contractor entitlement for additional sums or contract time for the proposed Work.
 - 14.1.2.2 Submit written and graphic information documenting proposed changes for formal review by the Owner's Project Manager and Cost Estimator prior to the issuance to the Contractor.
 - 14.1.2.3 Review and indicate concurrence through signing the Request for Proposals etc. for Owner's authorization.
 - 14.1.2.4 Process, prepare and issue contract modification documents, in a timely manner and not allow the period required for evaluation, preparation or to issue such documents to exceed fourteen (14) days. The Design Professional shall provide written notification to the Owner concerning

those modification documents requiring more than fourteen (14) days processing time with an attached explanation of the circumstances requiring longer processing time.

15.0 Cost Management Responsibilities

- 15.1 The Design Professional shall review and analyze all proposals submitted by the Contractor relative to scope changes, cost impacting items, and time impacting items.
- 15.2 The Design Professional shall present his findings to the Owner.
- 15.3 The Design Professional shall, at the Owners request, review the proposals and his analyze with the Contractor in review sessions with the Owner.
- 15.4 The Design Professional shall log and track all proposals provided to him for his review.

16.0 Substantial Completion

- 16.1 Upon request to be awarded Substantial Completion by the contractor, The Design Professional shall schedule a joint inspection of the work with the Contractor. The Contractor shall provide a copy of his punch list to the Design Professional for use in the review to add and subtract items from the list. Upon completion of the review the Design Professional shall compile an Official Punch List of the work not complying with the Project Documents. He shall evaluate the cost to complete the work and if it does not exceed 2% of the total contract value, in his opinion, the Design Professional shall issue a Certificate of Substantial Completion to the Contractor.
- 16.2 The Design Professional shall administer the Contractor's submittal of various closeout submittals including warranty documents, operations and maintenance materials, extra materials, and other closeout submittals as required by the Contract Documents.
- 16.3 The Design Professional shall review, and forward to Owner for Owner's review, written warranties, operations and maintenance manuals as required by the Contract Documents as assembled by the Contractor.
 - 16.3.1 The Design Professional and the Consultants shall verify and confirm the Contractor's successful demonstration of equipment and systems and the training of the Owner's personnel as required by the Contract Documents.
- 16.4 Design Professional shall inspect the Project upon Contractor notice stating the work has completed 100%. If the Design Profession agrees, he shall advise the Owner in writing to schedule a final walk thru with the Owner and the contractor. If the Owner agrees. The Design Professional shall prepare and execute the required forms and documents indicating that the Work is completed in compliance with the Contract Documents.

- 16.5 At the appropriate time, the Design Professional shall certify Contractor's final certificate for payment.
- 16.6 The Design Professional shall within sixty (60) days of final acceptance provide the Owner with prints and electronic media copies of the original drawings, which the Design Professional has revised to conditions based on information furnished by the Contractor as Project Record Documents.
- 16.6.1 These prints and electronic media copies shall become the property of the Owner.
- 16.6.2 Submittal of these documents to the Owner is a condition of final payment of construction administration fees to the Design Professional.

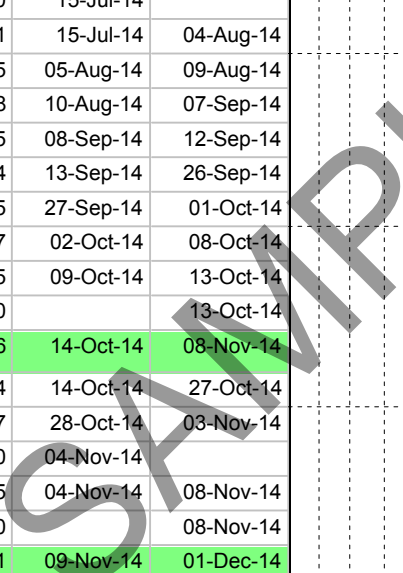
17.0 Warranty Administration

- 17.1 The Design Professional shall for one year following substantial completion of the construction project, assist the Owner, in securing correction of defects, and shall in the sixth and eleventh months make inspections of the project with the Owner and report observed discrepancies to the Owner and Contractor.

END

Owner's Initial Schedule

Activity ID	Activity Name	Remaining Duration	Start	Finish	2014												2015												2016											
					J	F	M	A	M	J	J	A	S	O	N	D	J	F	M	A	M	J	Jul	A	S	O	N	D	J	F	M	A	M	J	Jul	A	S	O	N	
SCHEDULE					02-Jun-15, SCHEDULE																																			
DESIGN					13-Oct-14, DESIGN																																			
A1000	Pre-Design	7	08-Jul-14	14-Jul-14	Pre-Design																																			
A1010	Authorization to Proceed (ATP)	0	15-Jul-14		Authorization to Proceed (ATP)																																			
A1020	Schematic Design (30%)	21	15-Jul-14	04-Aug-14	Schematic Design (30%)																																			
A1030	Plan Review - Schematic Design	5	05-Aug-14	09-Aug-14	Plan Review - Schematic Design																																			
A1040	Design Development (60%)	28	10-Aug-14	07-Sep-14	Design Development (60%)																																			
A1050	Plan Review - Design Development	5	08-Sep-14	12-Sep-14	Plan Review - Design Development																																			
A1060	90% Construction Documents	14	13-Sep-14	26-Sep-14	90% Construction Documents																																			
A1070	Plan Review - 90% Construction Documents	5	27-Sep-14	01-Oct-14	Plan Review - 90% Construction Documents																																			
A1080	100% Construction Documents	7	02-Oct-14	08-Oct-14	100% Construction Documents																																			
A1090	Plan Review - 100% Construction Documents	5	09-Oct-14	13-Oct-14	Plan Review - 100% Construction Documents																																			
A1100	Submittal of 100% CDs to Building Dept.	0		13-Oct-14	Submittal of 100% CDs to Building Dept.																																			
PERMITTING					08-Nov-14, PERMITTING																																			
A1110	Building Department Initial Plan Review	14	14-Oct-14	27-Oct-14	Building Department Initial Plan Review																																			
A1120	Plan Revisions by Design Professional	7	28-Oct-14	03-Nov-14	Plan Revisions by Design Professional																																			
A1130	Resubmittal of revised Plans to Building Dept.	0	04-Nov-14		Resubmittal of revised Plans to Building Dept.																																			
A1140	Building Department 2nd Plan Review	5	04-Nov-14	08-Nov-14	Building Department 2nd Plan Review																																			
A1150	Permit Approval	0		08-Nov-14	Permit Approval																																			
PROCUREMENT					01-Dec-14, PROCUREMENT																																			
A1160	Procurement	21	09-Nov-14	01-Dec-14	Procurement																																			
CONSTRUCTION					02-Jun-15, CONSTRUCTION																																			
A1170	Construction & Closeout	180	02-Dec-14	02-Jun-15	Construction & Closeout																																			



█ Actual Work
 █ Critical Remaining Work
 ▶ Summary
█ Remaining Work
 ◆ Milestone



**PSA Attachment #4
SAMPLE PERMITTING PLAN FORMAT**

Project Title: _____
 SBBC Project Manager: _____
 Design/Engineering Firm: _____

Note: The following is intended to be a guideline of the list of permits and required documents that may be required for the project; however the list is not all inclusive and it is the responsibility of the design/engineering professional to obtain all applicable permits and/or approvals.

General Instructions: This form is also intended to be used as a tracking mechanism for each type of permit required for the project. The design/engineering professional will be responsible for completion of this form. For each type of permit, please describe the type of application/forms required and the corresponding agency along with the other information required.

TREE PERMITS												
Item No.	Description	Agency	Responsible Party	Date of Initial Application Submittal	Agency Application Number	Date of Expected Comments	Date of Agency Comments	Date of Response to Comments	Date of Expected Comments	Date of Agency Approval	Agency Approval No. and/or Permit No.	Comments
		Broward County DPEP										
CONCEPTUAL TRAFFIC/ENGINEERING												
Item No.	Description	Agency	Responsible Party	Date of Initial Application Submittal	Agency Application Number	Date of Expected Comments	Date of Agency Comments	Date of Response to Comments	Date of Expected Comments	Date of Agency Approval	Agency Approval No. and/or Permit No.	Comments
		Broward County Traffic Engineering										
PLAT APPROVAL (if not previously recorded)												
Item No.	Description	Agency	Responsible Party	Date of Initial Application Submittal	Agency Application Number	Date of Expected Comments	Date of Agency Comments	Date of Response to Comments	Date of Expected Comments	Date of Agency Approval	Agency Approval No. and/or Permit No.	Comments
		Municipal Planning and Zoning										
		Broward County Development Dept										
SURFACE WATER MANAGEMENT												
Item No.	Description	Agency	Responsible Party	Date of Initial Application Submittal	Agency Application Number	Date of Expected Comments	Date of Agency Comments	Date of Response to Comments	Date of Expected Comments	Date of Agency Approval	Agency Approval No. and/or Permit No.	Comments
		SFWMD or										
		DPEP Water Resources Division or										
		Local drainage district										
WATER USE												
Item No.	Description	Agency	Responsible Party	Date of Initial Application Submittal	Agency Application Number	Date of Expected Comments	Date of Agency Comments	Date of Response to Comments	Date of Expected Comments	Date of Agency Approval	Agency Approval No. and/or Permit No.	Comments
		SFWMD										
		Joint Water Resources										
DREDGE AND FILL												
Item No.	Description	Agency	Responsible Party	Date of Initial Application Submittal	Agency Application Number	Date of Expected Comments	Date of Agency Comments	Date of Response to Comments	Date of Expected Comments	Date of Agency Approval	Agency Approval No. and/or Permit No.	Comments
		DPEP										
WATER DISTRIBUTION												
Item No.	Description	Agency	Responsible Party	Date of Initial Application Submittal	Agency Application Number	Date of Expected Comments	Date of Agency Comments	Date of Response to Comments	Date of Expected Comments	Date of Agency Approval	Agency Approval No. and/or Permit No.	Comments
		Broward County Health Department										
WASTE WATER COLLECTION												
Item No.	Description	Agency	Responsible Party	Date of Initial Application Submittal	Agency Application Number	Date of Expected Comments	Date of Agency Comments	Date of Response to Comments	Date of Expected Comments	Date of Agency Approval	Agency Approval No. and/or Permit No.	Comments
		Broward County DPEP										



**PSA Attachment #4
SAMPLE PERMITTING PLAN FORMAT**

Project Title: _____
 SBBC Project Manager: _____
 Design/Engineering Firm: _____

Note: The following is intended to be a guideline of the list of permits and required documents that may be required for the project; however the list is not all inclusive and it is the responsibility of the design/engineering professional to obtain all applicable permits and/or approvals.

General Instructions: This form is also intended to be used as a tracking mechanism for each type of permit required for the project. The design/engineering professional will be responsible for completion of this form. For each type of permit, please describe the type of application/forms required and the corresponding agency along with the other information required.

WATER AND SEWER UTILITIES AND ENGINEERING APPROVAL												
Item No.	Description	Agency	Responsible Party	Date of Initial Application Submittal	Agency Application Number	Date of Expected Comments	Date of Agency Comments	Date of Response to Comments	Date of Expected Comments	Date of Agency Approval	Agency Approval No. and/or Permit No.	Comments
		Local Municipality										
ROAD WORK APPROVAL												
Item No.	Description	Agency	Responsible Party	Date of Initial Application Submittal	Agency Application Number	Date of Expected Comments	Date of Agency Comments	Date of Response to Comments	Date of Expected Comments	Date of Agency Approval	Agency Approval No. and/or Permit No.	Comments
		Public Works County and Local Engineering Department										
SIGNALIZATION, TRAFFIC SIGNAGE AND MARKINGS												
Item No.	Description	Agency	Responsible Party	Date of Initial Application Submittal	Agency Application Number	Date of Expected Comments	Date of Agency Comments	Date of Response to Comments	Date of Expected Comments	Date of Agency Approval	Agency Approval No. and/or Permit No.	Comments
		Broward County Traffic Engineering										
BUILDING DEPARTMENT 1												
Item No.	Description	Agency	Responsible Party	Date of Initial Application Submittal	Agency Application Number	Date of Expected Comments	Date of Agency Comments	Date of Response to Comments	Date of Expected Comments	Date of Agency Approval	Agency Approval No. and/or Permit No.	Comments
	90% REVIEW	SBBC BUILDING DEPARTMENT						DISCUSS	DISCUSS	DISCUSS	N/A	
BUILDING DEPARTMENT 2												
Item No.	Description	Agency	Responsible Party	Date of Initial Application Submittal	Agency Application Number	Date of Expected Comments	Date of Agency Comments	Date of Response to Comments	Date of Expected Comments	Date of Agency Approval	Agency Approval No. and/or Permit No.	Comments
	100% REVIEW	SBBC BUILDING DEPARTMENT										
FIRE DEPARTMENT												
Item No.	Description	Agency	Responsible Party	Date of Initial Application Submittal	Agency Application Number	Date of Expected Comments	Date of Agency Comments	Date of Response to Comments	Date of Expected Comments	Date of Agency Approval	Agency Approval No. and/or Permit No.	Comments
		FIRE DEPARTMENT										
 												
Item No.	Description	Agency	Responsible Party	Date of Initial Application Submittal	Agency Application Number	Date of Expected Comments	Date of Agency Comments	Date of Response to Comments	Date of Expected Comments	Date of Agency Approval	Agency Approval No. and/or Permit No.	Comments
 												
Item No.	Description	Agency	Responsible Party	Date of Initial Application Submittal	Agency Application Number	Date of Expected Comments	Date of Agency Comments	Date of Response to Comments	Date of Expected Comments	Date of Agency Approval	Agency Approval No. and/or Permit No.	Comments

Design Professionals Invoice Format

The School Board of Broward County, Florida requires submittal of the Design Professional's invoice on the District's standard invoice forms attached to a transmittal form or letter on the Design Professional's company letterhead. Include the information and attachments described below:

1. Letterhead Containing Firm Information

- A. Firm Name
- B. Address
- C. Telephone and FAX Numbers
- D. Consultant's Invoice Reference Number

2. Address Transmittal/Letter to:

Office of Facilities and Construction
The School Board of Broward County, Florida
3775 SW 16th Street
Fort Lauderdale, FL 33312
Attention: Name of Project Manager

3. Ensure that Transmittal/Letter references the following information:

- A. Date of submittal.
- B. The Invoice Number for ATP Number (example: Invoice No. 01 for ATP No. 01).
- C. The School Board of Broward County's Purchase Order No.: (Which will be provided by the Facilities Project Manager at the beginning of the project.)
- D. Name of Facility (and Facility Number).
- E. Name of Project
- F. School Board Project Number

4. Ensure attachment of the following documents to the Transmittal/Letter:

- A. Design Professional's Invoice Form
- B. Design Professional's Reimbursable Invoice Form
- C. Copy of signature page (page 3 of 3) of the Design Professional's Authorization to Proceed.



The School Board of Broward County, Florida
 Florida Facilities and Construction Management Department
 3775 SW 16th Street Fort Lauderdale, FL 33312 (754) 321-1500

Design Professional
 (Name)

Date:

Project No:

Facility Name:

Invoice No:

Project Title:

SBBC PO No.

Design Professional's

ATP No.

Remit to address:

Invoice From:

Project Manager

Original Basic Fee	\$
Current basic fee	\$

INVOICE TOTALS:

Summary	Current Fee	Previously Billed	This Invoice	Balance
Basic Services	\$	\$	\$	\$
Reimbursable	\$	\$	\$	\$
Total:	\$	\$	\$	\$

BASIC FEE TOTALS:

Period	Fee	Previously Billed	This Invoice	Balance
From to dates	\$	\$ % \$	% \$	%
	\$	\$ % \$	% \$	%
	\$	\$ % \$	% \$	%
	\$	\$ % \$	% \$	%
	\$	\$ % \$	% \$	%
Other Services	\$	\$ % \$	% \$	%
Total Previously Billed:		\$		
Total Amount This Invoice:			\$	
Total Balance:				\$

Submitted By: Name: Title: Date: (Signature)	Certified By: Name: Title: Project Manager Date: (Signature)	Recommended By: Name: Title: Date: (Signature)	Approved By: Name: Title: Date: (Signature)
--	---	---	--



The School Board of Broward County, Florida
 Florida Facilities and Construction Management Department
 3775 SW 16th Street Fort Lauderdale, FL 33312 (754) 321-1500

Design Professional's Reimbursable Invoice

Project No: _____ Facility Name: Invoice No: _____
 Project Title: _____ SBBC PO No. _____
 Design Professional's: _____ ATP No. _____
 Remit to address: _____ Invoice From: _____
 _____ Project Manager: _____

Item No.	Date	Reimbursable Item	Amount
Invoice Total			\$

Receipts for each Item must be attached.

Current Contract Amount:	\$			
Total This Invoice:		\$		
Total Previously Billed:			\$	
Total Balance:				\$

Submitted By: Name: Title: Date:	Certified By: Name: Title: Project Manager Date:	Recommended By: Name: Title: Date:	Approved By: Name: Title: Date:
(Signature)	(Signature)	(Signature)	(Signature)

Design Fees for Owner Changes - PSA ATTACHMENT # 6

CONSTRUCTION CONTRACT VALUE	FEE PERCENTAGE		
	PROJECT COMPLEXITY (see Definitions Below)		
	Non Complex	Intermediate	Complex
Less than \$1M			
\$1M - <\$2M			
\$2M - <\$4M			
\$4M - <\$10M			
\$10M - <\$15M			
\$15M - <\$20M			
\$20M - \$40M			

To be Completed during Fee Negotiations

PROJECT COMPLEXITY - DEFINITIONS

NON COMPLEX:

- Includes basic architectural and/or civil work and roofing
- Electrical – 110V only
- Mechanical – simple replacement of components
- Plumbing – replacement of fixtures and immediate piping
- Civil – trenching, slabs on grade, fencing, sidewalks, landscaping

INTERMEDIATE – (Non Complex plus)

- Includes Architectural, Civil and MEP
- Architectural – renovations to exterior non-load bearing walls, windows, doors
- Mechanical – replacement of components and existing controls
- Fire – minor revision to sprinkler systems
- Electrical – 110/220V systems
- Plumbing – new/modifications to distribution

COMPLEX – (Intermediate plus)

- Includes multi-discipline work including civil, architectural, MEP, fire protection and controls system
- Mechanical - Major equipment and controls system
- Electrical – High voltage, 480V, 220V & 110V
- Fire – Sprinkler system and controls systems
- Plumbing – above & below grade

Supplemental Services

1.0 The services listed below are normally considered to be beyond the scope of Basic Services as defined in this Agreement. If the item or items below are listed in your specific Project Scope then the items are considered Basic Services for your specific Project. If the scope of services is requested after the initial Authorization to Proceed, then standard procedure for a design scope change is to be followed to establish the cost for the change prior to the work being accomplished.

2.0 Scope Items

- 2.1 Providing special analysis of the Owner's needs, and special detailed programming requirements for a project.
- 2.2 If the project needs are so unique that a special analysis of the requirements is necessary to establish a more detailed program.
- 2.3 Providing financial feasibility, or other special studies.
- 2.4 Providing planning surveys, site evaluations, or comparative studies of prospective sites.
- 2.5 Providing services relative to future facilities, systems and equipment which are not intended to be constructed as part of the current Project's construction phase.
- 2.6 Providing services to make measured drawings or partial measured drawings of the existing site or facilities.
- 2.7 Providing the services of a cost estimating firm beyond the basic services described in the contract. The choice of the estimating firm, qualifications of the firm and the terms of employment of the firm shall be approved in writing in advance by the Owner or may be the Owner's independent cost estimator.
- 2.8 Providing interior design services required for or in connection with the selection of furniture or furnishings, except equipment included in the Construction Contract and identified in the educational specifications.
- 2.9 Providing investigations and making detailed appraisals and valuations of existing facilities, and surveys or inventories required in connection with construction performed by the Owner.
- 2.10 Providing the services of one or more full-time Construction Inspector during construction; including the services of a Special Threshold Inspector.
- 2.11 Providing extended assistance beyond that provided under Basic Services for the initial start-up, testing, adjusting and balancing of any equipment or system; extended training of Owner's personnel in operation and maintenance of equipment and systems, and consultation during such training; and preparation of operating and maintenance manuals, other than those provided by the Contractor, subcontractor, or equipment manufacturer.
- 2.12 Providing consultation concerning replacement of any Work damaged or built inconsistent with the Contract Drawings, providing the cause is found by the Owner to be other than by fault of the Design Professional.
- 2.13 Providing consultation concerning replacement of any Work damaged by fire or other cause during construction, and furnishing services as may be required in connection with the replacement of such Work.

- 2.14 Preparing revisions of Schematic Design, Design Development, and Construction Document Phase Documents previously approved in writing by Owner, when so directed in writing by Owner. Standard change process to be utilized. Compensation for Supplemental Services will not be paid for revisions due to design errors or omissions. Compensation for Supplemental Services will not be paid for revisions due to bids exceeding the "fixed limit of construction cost," unless the Design Professional has previously projected cost overruns at the Design Development Phase.
- 2.15 Providing services made necessary by the default of the Contractor, or any major unanticipated defects or deficiencies in the Work of the Contractor or any Sub-contractor.
- 2.16 Preparing change orders and related documents for significant changes in the scope of the project as requested by the Owner in writing. Compensation for Supplemental Services will not be paid for revisions due to design errors or omissions.
- 2.17 Review of extensive claims by the Contractor or others relating to the Project.
- 2.18 Providing revisions in drawings, specifications or other documents required by the enactment or revision of codes, laws or regulations subsequent to the preparation of such documents.
- 2.19 Preparing to serve or serving as an expert witness in connection with any public hearing, arbitration proceeding or legal proceeding.
- 2.20 Providing services after certification to the Owner of that Final Certificate for payment, and said payment has been made to the Contractor.
- 2.21 Providing any other services not otherwise included in this Agreement or not customarily furnished in accordance with generally accepted Architectural Practice related directly to construction.
- 2.22 The Design Professional shall be compensated for reviewing re-submittals after the first re-submittal of a respective submittal as a reimbursable expense with the Owner reimbursed by the Contractor under provisions of the Contract Documents. The Owner is to be advised in writing prior to performing the third review.
- 2.23 Investigative demolition work to determine existing conditions.

Electronic Media Requirements

All Work product for all projects, requires hard copies, electronic copies (PDF) and electronic original copies. The electronic media requirements are as listed below.

ELECTRONIC MEDIA

1.0 General Information

- 1.1 The School Board of Broward County, Florida contracts with one or more Internet bid advertising and distribution services. The Design Professional shall post the complete bid package to these services upon written notification by the Owner. The posted documents shall be read only documents and the file format shall be PDF.

2.0 Software Requirements

2.1 Word Processing

- 2.1.1 Provide word processing files in Microsoft Word for Windows compatible file formats including all information necessary for remote printing.

2.2 Spreadsheets

- 2.2.1 Provide spreadsheet files in Microsoft Excel for windows compatible file formats including all information necessary for remote printing.

2.3 Computer aided Design and Drafting

- 2.3.1 Provide all CADD files as AutoCAD 2010 files, Window's version.

3.0 CAD Standards

3.1 Standard plotted drawing size: 24 inch x 36 inch or 30 inch x 42 inch sheets.

- 3.1.1 All sheets within a set shall be the same size unless pre-approved otherwise. (for example survey sheets)

3.2 Design Professional shall provide to the Owner the standard file naming Protocol they will be utilizing.

3.3 CAD File Layering

- 3.3.1 Conform to the most up to date guidelines defined by the American Institute of Architects (AIA) standard document, "CAD Layer Guidelines."

- 3.3.2 Provide the required Layering for the Florida Inventory of Schoolhouses (F.I.S.H.) documents

- 3.3.1.1 The F.I.S.H. layering scheme is not available on-line. It can be requested through:

Facility Planning and Real Estate
600 SE 3rd Avenue, Fort Lauderdale, FL 33312 754-321-1932

- 3.3.3 Provide a separate list of all layers which do not conform to the standard AIA CAD Layer Guidelines or the FISH layering scheme.
- 3.4 No custom hatch patterns shall be utilized.
- 3.5 All symbols and blocks to have descriptive names
- 4.0 Electronic Media Delivery Requirements
 - 4.1 Transmittals shall include the following
 - 4.1.1 The Project Number, Project Title and date
 - 4.1.2 The Facility Name
 - 4.1.3 The submittal type
 - 4.1.4 The format and version of the software.
 - 4.1.5 An attached Listing of file names with the latest document publish dates
 - 4.2 All electronic media shall contain an attached label which shall identify 4.1.1, 4.1.2, and 4.1.3.
 - 4.3 Document clean-up
 - 4.3.1 Before a CADD file is placed on the delivery electronic digital media, the following procedures shall be performed:
 - 4.3.1.1 Purge all files and remove all extraneous graphics outside the border area.
 - 4.3.1.2 Make sure all reference files are attached without device path
 - 4.3.1.3 All required project files both graphic and nongraphic, shall include color tables, pen tables, font libraries, block libraries, user command files, plot files, etc. All project related blocks must be provided to the Owner as a part of the electronic digital deliverables.
 - 4.3.1.4 Make sure that all support files such as those listed above are in the same directory and that references to those files do not include device Path.
 - 4.4 The following Plot File Development and Project Documentation Information shall be submitted as an enclosure or attachment to the transmittal letter provided with each electronic digital media submittal.
 - 4.4.1 Documentation of the plot files for each drawing which will be needed to be able to allow identical plotting by the Owner at a later date. This documentation shall include the plotter configuration (e.g., name and model of plotter), pen settings, drawing orientation, drawing

size, and any other special instructions.

4.4.2 Instructions concerning how to generate plotted, drawings from the provided plot files.

4.5 Provide all symbols and blocks used in the project in a separate files.

4.6 List of all database/spreadsheet files associated with each drawing, as well as a description and documentation of the database format.

5.0 Ownership: Refer to Agreement for specific Owner and Design Professional's rights.

6.0 Documents for the Construction Contractor:

6.1 The Owner and the Design Professional shall make various electronic information available to the Contractor during the Construction phase of the Project.

7.0 Where electronic media submittals of final site surveys are required: Provide electronic copies of any existing site survey data already on electronic media.

8.0 At the Contractors option, the Design Professional will provide the Contractor one set of AutoCAD (.dwg) electronic file format contract drawings, to be used for as built drawings at the Contractor's option. Note that the Architect's name and information to be removed.

The School Board of Broward County, Florida

RFQ # and NAME _____

DISCLOSURE OF POTENTIAL CONFLICT OF INTEREST AND CONFLICTING EMPLOYMENT OR CONTRACTUAL RELATIONSHIP

In accordance with the RFQ, each Proposer must disclose, in its RFQ, the names of any employees who are employed by Proposer who are also an employee of SBBC. Persons identified below may have obligations and restrictions applicable to them under Chapter 112, Florida Statutes.

Name of Proposer's Employee	SBBC Title or Position of Proposer's Employee	SBBC Department/ School of Proposer's Employee
_____	_____	_____
_____	_____	_____
_____	_____	_____
_____	_____	_____
_____	_____	_____
_____	_____	_____

Check one of the following and sign:

- I hereby affirm that there are no known persons employed by Proposer who are also an employee of SBBC.
- I hereby affirm that all known persons who are employed by Proposer, who are also an employee of SBBC, have been identified above.

Signature

Company Name

Name of Official

Business Address

City, State, Zip Code

Design Professional Company Name: _____

<p>Monthly Utilization Reports to be Submitted to: The School Board of Broward County, Florida Supplier Diversity & Outreach Program 7720 West Oakland Park Boulevard, Suite 323 Sunrise, FL 33351-6704</p>	<p>754-321-0550 Telephone 754-321-0934 FAX</p>
--	--

Monthly M/WBE Utilization Report

This report is to be provided monthly to coincide with the Design Professionals monthly billing.

1. Reporting Period From: _____ Reporting Period To: _____

This report is to be mailed directly to the Supplier Diversity & Outreach Program.

Design Professional Information

ADDRESS OF DESIGN PROFESSIONAL	CONTRACT AMOUNT (if applicable)	LENGTH OF CONTRACT	CONTRACT START DATE	CONTRACT END DATE	Contract M/WBE Goal %
_____ Additional services listing _____					
Current Totals					

SUPPLIER DIVERSITY & OUTREACH PROGRAM VENDOR INFORMATION

NAME OF CERTIFIED M/WBE CONSULTANT	WORK DESCRIPTION	AMOUNT DRAWN/PAID TO VENDOR	AMOUNT FOR WORK PERFORMED DURING MONTH	AMOUNT PAID TO DATE	% of TOTAL PAID TO CONTRACT AMOUNT

Current Totals _____

Company Official's Signature & Title: _____

Phone # (_____) _____ Date: _____

Form W-9 (Rev. August 2013) Department of the Treasury Internal Revenue Service	<h2 style="margin:0;">Request for Taxpayer Identification Number and Certification</h2>	Give Form to the requester. Do not send to the IRS.
---	---	---

Print or type See Specific Instructions on page 2.	Name (as shown on your income tax return)	
	Business name/disregarded entity name, if different from above	
	Check appropriate box for federal tax classification: <input type="checkbox"/> Individual/sole proprietor <input type="checkbox"/> C Corporation <input type="checkbox"/> S Corporation <input type="checkbox"/> Partnership <input type="checkbox"/> Trust/estate <input type="checkbox"/> Limited liability company. Enter the tax classification (C=C corporation, S=S corporation, P=partnership) ▶ _____ <input type="checkbox"/> Other (see instructions) ▶ _____	Exemptions (see instructions): Exempt payee code (if any) _____ Exemption from FATCA reporting code (if any) _____
	Address (number, street, and apt. or suite no.)	Requester's name and address (optional)
	City, state, and ZIP code	
List account number(s) here (optional)		

Part I Taxpayer Identification Number (TIN)																					
Enter your TIN in the appropriate box. The TIN provided must match the name given on the "Name" line to avoid backup withholding. For individuals, this is your social security number (SSN). However, for a resident alien, sole proprietor, or disregarded entity, see the Part I Instructions on page 3. For other entities, it is your employer identification number (EIN). If you do not have a number, see <i>How to get a TIN</i> on page 3.	<table border="1" style="width:100%; border-collapse: collapse;"> <tr> <td colspan="10" style="text-align: center; font-size: 8px;">Social security number</td> </tr> <tr> <td style="width:30px; height: 25px;"> </td> <td style="width:30px; height: 25px;"> </td> <td style="width:30px; height: 25px;"> </td> <td style="width:30px; height: 25px;"> </td> <td style="width:30px; height: 25px;"> </td> <td style="width:30px; height: 25px;"> </td> <td style="width:30px; height: 25px;"> </td> <td style="width:30px; height: 25px;"> </td> <td style="width:30px; height: 25px;"> </td> <td style="width:30px; height: 25px;"> </td> </tr> </table>	Social security number																			
Social security number																					
Note. If the account is in more than one name, see the chart on page 4 for guidelines on whose number to enter.	<table border="1" style="width:100%; border-collapse: collapse;"> <tr> <td colspan="10" style="text-align: center; font-size: 8px;">Employer identification number</td> </tr> <tr> <td style="width:30px; height: 25px;"> </td> <td style="width:30px; height: 25px;"> </td> <td style="width:30px; height: 25px;"> </td> <td style="width:30px; height: 25px;"> </td> <td style="width:30px; height: 25px;"> </td> <td style="width:30px; height: 25px;"> </td> <td style="width:30px; height: 25px;"> </td> <td style="width:30px; height: 25px;"> </td> <td style="width:30px; height: 25px;"> </td> <td style="width:30px; height: 25px;"> </td> </tr> </table>	Employer identification number																			
Employer identification number																					

Part II Certification	
Under penalties of perjury, I certify that:	
1. The number shown on this form is my correct taxpayer identification number (or I am waiting for a number to be issued to me), and 2. I am not subject to backup withholding because: (a) I am exempt from backup withholding, or (b) I have not been notified by the Internal Revenue Service (IRS) that I am subject to backup withholding as a result of a failure to report all interest or dividends, or (c) the IRS has notified me that I am no longer subject to backup withholding, and 3. I am a U.S. citizen or other U.S. person (defined below), and 4. The FATCA code(s) entered on this form (if any) indicating that I am exempt from FATCA reporting is correct.	
Certification instructions. You must cross out item 2 above if you have been notified by the IRS that you are currently subject to backup withholding because you have failed to report all interest and dividends on your tax return. For real estate transactions, item 2 does not apply. For mortgage interest paid, acquisition or abandonment of secured property, cancellation of debt, contributions to an individual retirement arrangement (IRA), and generally, payments other than interest and dividends, you are not required to sign the certification, but you must provide your correct TIN. See the instructions on page 3.	
Sign Here	Signature of U.S. person ▶ _____ Date ▶ _____

General Instructions

Section references are to the Internal Revenue Code unless otherwise noted.

Future developments. The IRS has created a page on www.irs.gov/w9 for information about Form W-9, at www.irs.gov/w9. Information about any future developments affecting Form W-9 (such as legislation enacted after we release it) will be posted on that page.

Purpose of Form

A person who is required to file an information return with the IRS must obtain your correct taxpayer identification number (TIN) to report, for example, income paid to you, payments made to you in settlement of payment card and third party network transactions, real estate transactions, mortgage interest you paid, acquisition or abandonment of secured property, cancellation of debt, or contributions you made to an IRA.

Use Form W-9 only if you are a U.S. person (including a resident alien), to provide your correct TIN to the person requesting it (the requester) and, when applicable, to:

1. Certify that the TIN you are giving is correct (or you are waiting for a number to be issued).
2. Certify that you are not subject to backup withholding, or
3. Claim exemption from backup withholding if you are a U.S. exempt payee. If applicable, you are also certifying that as a U.S. person, your allocable share of any partnership income from a U.S. trade or business is not subject to the withholding tax on foreign partners' share of effectively connected income, and

4. Certify that FATCA code(s) entered on this form (if any) indicating that you are exempt from the FATCA reporting, is correct.

Note. If you are a U.S. person and a requester gives you a form other than Form W-9 to request your TIN, you must use the requester's form if it is substantially similar to this Form W-9.

Definition of a U.S. person. For federal tax purposes, you are considered a U.S. person if you are:

- An individual who is a U.S. citizen or U.S. resident alien,
- A partnership, corporation, company, or association created or organized in the United States or under the laws of the United States,
- An estate (other than a foreign estate), or
- A domestic trust (as defined in Regulations section 301.7701-7).

Special rules for partnerships. Partnerships that conduct a trade or business in the United States are generally required to pay a withholding tax under section 1446 on any foreign partners' share of effectively connected taxable income from such business. Further, in certain cases where a Form W-9 has not been received, the rules under section 1446 require a partnership to presume that a partner is a foreign person, and pay the section 1446 withholding tax. Therefore, if you are a U.S. person that is a partner in a partnership conducting a trade or business in the United States, provide Form W-9 to the partnership to establish your U.S. status and avoid section 1446 withholding on your share of partnership income.

In the cases below, the following person must give Form W-9 to the partnership for purposes of establishing its U.S. status and avoiding withholding on its allocable share of net income from the partnership conducting a trade or business in the United States:

- In the case of a disregarded entity with a U.S. owner, the U.S. owner of the disregarded entity and not the entity.
- In the case of a grantor trust with a U.S. grantor or other U.S. owner, generally, the U.S. grantor or other U.S. owner of the grantor trust and not the trust, and
- In the case of a U.S. trust (other than a grantor trust), the U.S. trust (other than a grantor trust) and not the beneficiaries of the trust.

Foreign person. If you are a foreign person or the U.S. branch of a foreign bank that has elected to be treated as a U.S. person, do not use Form W-9. Instead, use the appropriate Form W-8 or Form 8233 (see Publication 515, Withholding of Tax on Nonresident Aliens and Foreign Entities).

Nonresident alien who becomes a resident alien. Generally, only a nonresident alien individual may use the terms of a tax treaty to reduce or eliminate U.S. tax on certain types of income. However, most tax treaties contain a provision known as a "saving clause." Exceptions specified in the saving clause may permit an exemption from tax to continue for certain types of income even after the payee has otherwise become a U.S. resident alien for tax purposes.

If you are a U.S. resident alien who is relying on an exception contained in the saving clause of a tax treaty to claim an exemption from U.S. tax on certain types of income, you must attach a statement to Form W-9 that specifies the following five items:

1. The treaty country. Generally, this must be the same treaty under which you claimed exemption from tax as a nonresident alien.
2. The treaty article addressing the income.
3. The article number (or location) in the tax treaty that contains the saving clause and its exceptions.
4. The type and amount of income that qualifies for the exemption from tax.
5. Sufficient facts to justify the exemption from tax under the terms of the treaty article.

Example. Article 20 of the U.S.-China income tax treaty allows an exemption from tax for scholarship income received by a Chinese student temporarily present in the United States. Under U.S. law, this student will become a resident alien for tax purposes if his or her stay in the United States exceeds 5 calendar years. However, paragraph 2 of the first Protocol to the U.S.-China treaty (dated April 30, 1984) allows the provisions of Article 20 to continue to apply even after the Chinese student becomes a resident alien of the United States. A Chinese student who qualifies for this exception (under paragraph 2 of the first protocol) and is relying on this exception to claim an exemption from tax on his or her scholarship or fellowship income would attach to Form W-9 a statement that includes the information described above to support that exemption.

If you are a nonresident alien or a foreign entity, give the requester the appropriate completed Form W-8 or Form 8233.

What is backup withholding? Persons making certain payments to you must under certain conditions withhold and pay to the IRS a percentage of such payments. This is called "backup withholding." Payments that may be subject to backup withholding include interest, tax-exempt interest, dividends, broker and barter exchange transactions, rents, royalties, nonemployee pay, payments made in settlement of payment card and third party network transactions, and certain payments from fishing boat operators. Real estate transactions are not subject to backup withholding.

You will not be subject to backup withholding on payments you receive if you give the requester your correct TIN, make the proper certifications, and report all your taxable interest and dividends on your tax return.

Payments you receive will be subject to backup withholding if:

1. You do not furnish your TIN to the requester.
2. You do not certify your TIN when required (see the Part II instructions on page 3 for details).
3. The IRS tells the requester that you furnished an incorrect TIN.
4. The IRS tells you that you are subject to backup withholding because you did not report all your interest and dividends on your tax return (for reportable interest and dividends only), or
5. You do not certify to the requester that you are not subject to backup withholding under 4 above (for reportable interest and dividend accounts opened after 1983 only).

Certain payees and payments are exempt from backup withholding. See *Exempt payee code* on page 3 and the separate instructions for the Requester of Form W-9 for more information.

Also see *Special rules for partnerships* on page 1.

What is FATCA reporting? The Foreign Account Tax Compliance Act (FATCA) requires a participating foreign financial institution to report all United States account holders that are specified United States persons. Certain payees are exempt from FATCA reporting. See *Exemption from FATCA reporting code* on page 3 and the instructions for the Requester of Form W-9 for more information.

Updating Your Information

You must provide updated information to any person to whom you claimed to be an exempt payee if you are no longer an exempt payee and anticipate receiving reportable payments in the future from this person. For example, you may need to provide updated information if you are a C corporation that elects to be an S corporation, or if you no longer are tax exempt. In addition, you must furnish a new Form W-9 if the name or TIN changes for the account, for example, if the grantor of a grantor trust dies.

Penalties

Failure to furnish TIN. If you fail to furnish your correct TIN to a requester, you are subject to a penalty of \$50 for each such failure unless your failure is due to reasonable cause and not to willful neglect.

Civil penalty for false information with respect to withholding. If you make a false statement with no reasonable basis that results in no backup withholding, you are subject to a \$500 penalty.

Criminal penalty for falsifying information. Willfully falsifying certifications or affirmations may subject you to criminal penalties including fines and/or imprisonment.

Misuse of TINs. If the requester discloses or uses TINs in violation of federal law, the requester may be subject to civil and criminal penalties.

Specific Instructions

Name

If you are an individual, you must generally enter the name shown on your income tax return. However, if you have changed your last name, for instance, due to marriage without informing the Social Security Administration of the name change, enter your first name, the last name shown on your social security card, and your new last name.

If the account is in joint names, list first, and then circle, the name of the person or entity whose number you entered in Part I of the form.

Sole proprietor. Enter your individual name as shown on your income tax return on the "Name" line. You may enter your business, trade, or "doing business as (DBA)" name on the "Business name/disregarded entity name" line.

Partnership, C Corporation, or S Corporation. Enter the entity's name on the "Name" line and any business, trade, or "doing business as (DBA)" name on the "Business name/disregarded entity name" line.

Disregarded entity. For U.S. federal tax purposes, an entity that is disregarded as an entity separate from its owner is treated as a "disregarded entity." See Regulation section 301.7701-2(c)(2)(ii). Enter the owner's name on the "Name" line. The name of the entity entered on the "Name" line should never be a disregarded entity. The name on the "Name" line must be the name shown on the income tax return on which the income should be reported. For example, if a foreign LLC that is treated as a disregarded entity for U.S. federal tax purposes has a single owner that is a U.S. person, the U.S. owner's name is required to be provided on the "Name" line. If the direct owner of the entity is also a disregarded entity, enter the first owner that is not disregarded for federal tax purposes. Enter the disregarded entity's name on the "Business name/disregarded entity name" line. If the owner of the disregarded entity is a foreign person, the owner must complete an appropriate Form W-8 instead of a Form W-9. This is the case even if the foreign person has a U.S. TIN.

Note. Check the appropriate box for the U.S. federal tax classification of the person whose name is entered on the "Name" line (Individual/sole proprietor, Partnership, C Corporation, S Corporation, Trust/estate).

Limited Liability Company (LLC). If the person identified on the "Name" line is an LLC, check the "limited liability company" box only and enter the appropriate code for the U.S. federal tax classification in the space provided. If you are an LLC that is treated as a partnership for U.S. federal tax purposes, enter "P" for partnership. If you are an LLC that has filed a Form 8832 or a Form 2553 to be taxed as a corporation, enter "C" for C corporation or "S" for S corporation, as appropriate. If you are an LLC that is disregarded as an entity separate from its owner under Regulation section 301.7701-3 (except for employment and excise tax), do not check the LLC box unless the owner of the LLC (required to be identified on the "Name" line) is another LLC that is not disregarded for U.S. federal tax purposes. If the LLC is disregarded as an entity separate from its owner, enter the appropriate tax classification of the owner identified on the "Name" line.

Other entities. Enter your business name as shown on required U.S. federal tax documents on the "Name" line. This name should match the name shown on the charter or other legal document creating the entity. You may enter any business, trade, or DBA name on the "Business name/disregarded entity name" line.

Exemptions

If you are exempt from backup withholding and/or FATCA reporting, enter in the Exemptions box, any code(s) that may apply to you. See *Exempt payee code and Exemption from FATCA reporting code* on page 3.

Exempt payee code. Generally, individuals (including sole proprietors) are not exempt from backup withholding. Corporations are exempt from backup withholding for certain payments, such as interest and dividends. Corporations are not exempt from backup withholding for payments made in settlement of payment card or third party network transactions.

Note. If you are exempt from backup withholding, you should still complete this form to avoid possible erroneous backup withholding.

The following codes identify payees that are exempt from backup withholding:

- 1—An organization exempt from tax under section 501(c)(3), any IRA, or a custodial account under section 403(b)(7) if the account satisfies the requirements of section 401(f)(2)
- 2—The United States or any of its agencies or instrumentalities
- 3—A state, the District of Columbia, a possession of the United States, or any of their political subdivisions or instrumentalities
- 4—A foreign government or any of its political subdivisions, agencies, or instrumentalities
- 5—A corporation
- 6—A dealer in securities or commodities required to register in the United States, the District of Columbia, or a possession of the United States
- 7—A futures commission merchant registered with the Commodity Futures Trading Commission
- 8—A real estate investment trust
- 9—An entity registered at all times during the tax year under the Investment Company Act of 1940
- 10—A common trust fund operated by a bank under section 584(a)
- 11—A financial institution
- 12—A middleman known in the investment community as a nominee or custodian
- 13—A trust exempt from tax under section 664 or described in section 4947

The following chart shows types of payments that may be exempt from backup withholding. The chart applies to the exempt payees listed above, 1 through 13.

IF the payment is for . . .	THEN the payment is exempt for . . .
Interest and dividend payments	All exempt payees except for 7
Broker transactions	Exempt payees 1 through 4 and 6 through 11 and all C corporations. S corporations must not enter an exempt payee code because they are exempt only for sales of noncovered securities acquired prior to 2012.
Barter exchange transactions and patronage dividends	Exempt payees 1 through 4
Payments over \$600 required to be reported and direct sales over \$5,000 ¹	Generally, exempt payees 1 through 5 ²
Payments made in settlement of payment card or third party network transactions	Exempt payees 1 through 4

¹ See Form 1099-MISC, Miscellaneous Income, and its instructions.
² However, the following payments made to a corporation and reportable on Form 1099-MISC are not exempt from backup withholding: medical and health care payments, attorneys' fees, gross proceeds paid to an attorney, and payments for services paid by a federal executive agency.

Exemption from FATCA reporting code. The following codes identify payees that are exempt from reporting under FATCA. These codes apply to persons submitting this form for accounts maintained outside of the United States by certain foreign financial institutions. Therefore, if you are only submitting this form for an account you hold in the United States, you may leave this field blank. Consult with the person requesting this form if you are uncertain if the financial institution is subject to these requirements.

- A—An organization exempt from tax under section 501(c)(3) or any individual retirement plan as defined in section 7701(a)(37)
- B—The United States or any of its agencies or instrumentalities
- C—A state, the District of Columbia, a possession of the United States, or any of their political subdivisions or instrumentalities
- D—A corporation the stock of which is regularly traded on one or more established securities markets, as described in Reg. section 1.1472-1(c)(1)(i)
- E—A corporation that is a member of the same expanded affiliated group as a corporation described in Reg. section 1.1472-1(c)(1)(i)
- F—A dealer in securities, commodities, or derivative financial instruments (including notional principal contracts, futures, forwards, and options) that is registered as such under the laws of the United States or any state

- G—A real estate investment trust
- H—A regulated investment company as defined in section 851 or an entity registered at all times during the tax year under the Investment Company Act of 1940
- I—A common trust fund as defined in section 584(a)
- J—A bank as defined in section 581
- K—A broker
- L—A trust exempt from tax under section 664 or described in section 4947(a)(1)
- M—A tax exempt trust under a section 403(b) plan or section 457(g) plan

Part I. Taxpayer Identification Number (TIN)

Enter your TIN in the appropriate box. If you are a resident alien and you do not have and are not eligible to get an SSN, your TIN is your IRS individual taxpayer identification number (ITIN). Enter it in the social security number box. If you do not have an ITIN, see *How to get a TIN* below.

If you are a sole proprietor and you have an EIN, you may enter either your SSN or EIN. However, the IRS prefers that you use your SSN.

If you are a single-member LLC that is disregarded as an entity separate from its owner (see *Limited Liability Company (LLC)* on page 2), enter the owner's SSN (or EIN, if the owner has one). Do not enter the disregarded entity's EIN. If the LLC is classified as a corporation or partnership, enter the entity's EIN.

Note. See the chart on page 4 for further clarification of name and TIN combinations.

How to get a TIN. If you do not have a TIN, apply for one immediately. To apply for an SSN, get Form SS-5, Application for a Social Security Card, from your local Social Security Administration office or get this form online at www.ssa.gov. You may also get this form by calling 1-800-772-1213. Use Form W-7, Application for IRS Individual Taxpayer Identification Number, to apply for an ITIN, or Form SS-4, Application for Employer Identification Number, to apply for an EIN. You can apply for an EIN online by accessing the IRS website at www.irs.gov/businesses and clicking on Employer Identification Number (EIN) under Starting a Business. You can get Forms W-7 and SS-4 from the IRS by visiting IRS.gov or by calling 1-800-TAX-FORM (1-800-829-3676).

If you are asked to complete Form W-9 but do not have a TIN, apply for a TIN and write "Applied For" in the space for the TIN, sign and date the form, and give it to the requester. For interest and dividend payments, and certain payments made with respect to readily tradable instruments, generally you will have 60 days to get a TIN and give it to the requester before you are subject to backup withholding on payments. The 60-day rule does not apply to other types of payments. You will be subject to backup withholding on all such payments until you provide your TIN to the requester.

Note. Entering "Applied For" means that you have already applied for a TIN or that you intend to apply for one soon.

Caution: A disregarded U.S. entity that has a foreign owner must use the appropriate Form W-8.

Part II. Certification

To establish to the withholding agent that you are a U.S. person, or resident alien, sign Form W-9. You may be requested to sign by the withholding agent even if items 1, 4, or 5 below indicate otherwise.

For a joint account, only the person whose TIN is shown in Part I should sign (when required). In the case of a disregarded entity, the person identified on the "Name" line must sign. Exempt payees, see *Exempt payee code* earlier.

Signature requirements. Complete the certification as indicated in items 1 through 5 below.

1. **Interest, dividend, and barter exchange accounts opened before 1964 and broker accounts considered active during 1963.** You must give your correct TIN, but you do not have to sign the certification.
2. **Interest, dividend, broker, and barter exchange accounts opened after 1963 and broker accounts considered inactive during 1963.** You must sign the certification or backup withholding will apply. If you are subject to backup withholding and you are merely providing your correct TIN to the requester, you must cross out item 2 in the certification before signing the form.
3. **Real estate transactions.** You must sign the certification. You may cross out item 2 of the certification.
4. **Other payments.** You must give your correct TIN, but you do not have to sign the certification unless you have been notified that you have previously given an incorrect TIN. "Other payments" include payments made in the course of the requester's trade or business for rents, royalties, goods (other than bills for merchandise), medical and health care services (including payments to corporations), payments to a nonemployee for services, payments made in settlement of payment card and third party network transactions, payments to certain fishing boat crew members and fishermen, and gross proceeds paid to attorneys (including payments to corporations).
5. **Mortgage interest paid by you, acquisition or abandonment of secured property, cancellation of debt, qualified tuition program payments (under section 529), IRA, Coverdell ESA, Archer MSA or HSA contributions or distributions, and pension distributions.** You must give your correct TIN, but you do not have to sign the certification.

What Name and Number To Give the Requester

For this type of account:	Give name and SSN of:
1. Individual	The individual
2. Two or more individuals (joint account)	The actual owner of the account or, if combined funds, the first individual on the account ¹
3. Custodian account of a minor (Uniform Gift to Minors Act)	The minor ²
4. a. The usual revocable savings trust (grantor is also trustee) b. So-called trust account that is not a legal or valid trust under state law	The grantor-trustee ³
5. Sole proprietorship or disregarded entity owned by an individual	The actual owner ⁴
6. Grantor trust filing under Optional Form 1099 Filing Method 1 (see Regulation section 1.671-4(b)(2)(A))	The owner ⁴
7. Disregarded entity not owned by an individual	The grantor ⁴
8. A valid trust, estate, or pension trust	The owner
9. Corporation or LLC electing corporate status on Form 8832 or Form 2553	Legal entity ⁴
10. Association, club, religious, charitable, educational, or other tax-exempt organization	The corporation
11. Partnership or multi-member LLC	The organization
12. A broker or registered nominee	The partnership
13. Account with the Department of Agriculture in the name of a public entity (such as a state or local government, school district, or prison) that receives agricultural program payments	The broker or nominee
14. Grantor trust filing under the Form 1041 Filing Method or the Optional Form 1099 Filing Method 2 (see Regulation section 1.671-4(b)(2)(B))	The public entity
	The trust

¹ List first and circle the name of the person whose number you furnish. If only one person on a joint account has an SSN, that person's number must be furnished.

² Circle the minor's name and furnish the minor's SSN.

³ You must show your individual name and you may also enter your business or "DBA" name on the "Business name/disregarded entity" name line. You may use either your SSN or EIN (if you have one), but the IRS encourages you to use your SSN.

⁴ List first and circle the name of the trust, estate, or pension trust. (Do not furnish the TIN of the personal representative or trustee unless the legal entity itself is not designated in the account title.) Also see Special rules for partnerships on page 1.

*Note. Grantor also must provide a Form W-9 to trustee of trust.

Note. If no name is circled when more than one name is listed, the number will be considered to be that of the first name listed.

Secure Your Tax Records from Identity Theft

Identity theft occurs when someone uses your personal information such as your name, social security number (SSN), or other identifying information, without your permission, to commit fraud or other crimes. An identity thief may use your SSN to get a job or may file a tax return using your SSN to receive a refund.

To reduce your risk:

- Protect your SSN,
- Ensure your employer is protecting your SSN, and
- Be careful when choosing a tax preparer.

If your tax records are affected by identity theft and you receive a notice from the IRS, respond right away to the name and phone number printed on the IRS notice or letter.

If your tax records are not currently affected by identity theft but you think you are at risk due to a lost or stolen purse or wallet, questionable credit card activity or credit report, contact the IRS Identity Theft Hotline at 1-800-908-4490 or submit Form 14039.

For more information, see Publication 4535, Identity Theft Prevention and Victim Assistance.

Victims of identity theft who are experiencing economic harm or a system problem, or are seeking help in resolving tax problems that have not been resolved through normal channels, may be eligible for Taxpayer Advocate Service (TAS) assistance. You can reach TAS by calling the TAS toll-free case intake line at 1-877-777-4778 or TTY/TDD 1-800-829-4059.

Protect yourself from suspicious emails or phishing schemes. Phishing is the creation and use of email and websites designed to mimic legitimate business emails and websites. The most common act is sending an email to a user falsely claiming to be an established legitimate enterprise in an attempt to scam the user into surrendering private information that will be used for identity theft.

The IRS does not initiate contacts with taxpayers via emails. Also, the IRS does not request personal detailed information through email or ask taxpayers for the PIN numbers, passwords, or similar secret access information for their credit card, bank, or other financial accounts.

If you receive an unsolicited email claiming to be from the IRS, forward this message to phishing@irs.gov. You may also report misuse of the IRS name, logo, or other IRS property to the Treasury Inspector General for Tax Administration at 1-800-368-4484. You can forward suspicious emails to the Federal Trade Commission at: spam@ftc.gov or contact them at www.ftc.gov/idtheft or 1-877-IDTHEFT (1-877-438-4338).

Visit IRS.gov to learn more about identity theft and how to reduce your risk.

Privacy Act Notice

Section 6109 of the Internal Revenue Code requires you to provide your correct TIN to persons (including federal agencies) who are required to file information returns with the IRS to report interest, dividends, or certain other income paid to you; mortgage interest you paid; the acquisition or abandonment of secured property; the cancellation of debt; or contributions you made to an IRA, Archer MSA, or HSA. The person collecting this form uses the information on the form to file information returns with the IRS, reporting the above information. Routine uses of this information include giving it to the Department of Justice for civil and criminal litigation and to cities, states, the District of Columbia, and U.S. commonwealths and possessions for use in administering their laws. The information also may be disclosed to other countries under a treaty, to federal and state agencies to enforce civil and criminal laws, or to federal law enforcement and intelligence agencies to combat terrorism. You must provide your TIN whether or not you are required to file a tax return. Under section 3406, payors must generally withhold a percentage of taxable interest, dividend, and certain other payments to a payee who does not give a TIN to the payor. Certain penalties may also apply for providing false or fraudulent information.



The School Board of Broward County, Florida
ACH Payment Agreement Form (ACH CREDITS)

VENDOR NAME: _____

Authorization Agreement

I (we) hereby authorize The School Board of Broward County to initiate automatic deposits (credits) to my account at the financial institution named below. Additionally, I authorize The School Board of Broward County to make the necessary debit entries/adjustments in the event that a credit entry is made in error.

Further, I agree not to hold The School Board of Broward County responsible for any delay or loss of funds due to incorrect or incomplete information supplied by me or by my financial institution or due to an error on the part of my financial institution in depositing funds to my account.

This agreement will remain in effect until The School Board of Broward County receives written notification of cancellation from me or my financial institution and that the origination of ACH transactions to my (our) account must comply with the provisions of U.S. law.

Account Information

Name of Bank or Financial Institution: _____

Branch/ State: _____

Routing No: _____

Account No: _____
Checking Savings

VENDOR AREA:
Remittance Confirmation: _____
(please select one) Fax Email

Federal Identification No. _____
Vendor TAX ID# SS#

Update Purchase Order Fax & Email Address

Centralized Fax Number _____ Dept. _____

Centralized Email _____ Dept. _____

Centralized Phone No. _____ Dept. _____

Signature

Authorized Signature
(Primary) and Business title: _____ Date: _____

Authorized Signature
(Joint) and Business title: _____ Date: _____

Please attach a VOIDED check to verify bank details and routing number.

This form must be returned to: SBBC – Purchasing – Data Strategy Group
7720 W. Oakland Park Blvd, Sunrise FL 33351 call: 754-321-0516 or fax # 754-321-0533

For Use by DATA STRATEGY GROUP

Vendor Account# _____ Date Entered _____ Initials: _____

**THE SCHOOL BOARD OF BROWARD COUNTY, FLORIDA
SWORN STATEMENT PURSUANT TO SECTION 287.087, FLORIDA STATUTES, AS CURRENTLY ENACTED OR AS
AMENDED FROM TIME TO TIME, ON PREFERENCE TO BUSINESSES WITH DRUG-FREE WORKPLACE
PROGRAMS.**

**THIS FORM MUST BE SIGNED AND SWORN TO IN THE PRESENCE OF A NOTARY PUBLIC
OR OTHER OFFICIAL AUTHORIZED TO ADMINISTER OATHS.**

This sworn statement is submitted to The School Board of Broward County, Florida,

by _____
(Print individual's name and title)

for _____
(Print name of entity submitting sworn statement)

whose business address is

and (if applicable) its Federal Employer Identification Number (FEIN) is _____
(If the entity has no FEIN, include the Social Security Number of the individual signing this sworn statement:
_____.)

I certify that I have established a drug-free workplace program and have complied with the following:

1. Published a statement notifying employees that the unlawful manufacture, distribution, dispensing, possession, or use of a controlled substance is prohibited in the workplace and specifying the actions that will be taken against employees for violations of such prohibition.
2. Informed employees about the dangers of drug abuse in the workplace, the business' policy of maintaining a drug-free workplace, any available drug counseling, rehabilitation and employee assistance programs, and the penalties that may be imposed upon employees for drug abuse violations.
3. Given each employee engaged in providing the commodities or contractual services that are under bid a copy of the statement specified in subsection (1).
4. In the statement specified in subsection (1), notified the employees that, as a condition of working on the commodities or contractual services that are under bid, the employee will abide by the terms of the statement and will notify the employer of any conviction of, or plea of guilty or nolo contendere to, any violation of chapter 893 or of any controlled substance law of the United States or any state, for a violation occurring in the workplace no later than five days after such conviction.
5. Will impose a sanction on, or require the satisfactory participation in a drug abuse assistance or rehabilitation program if such is available in the employee's community by, any employee who is so convicted.
6. Am making a good faith effort to continue to maintain a drug-free workplace through implementation of this section.

Sworn to and subscribed before me this _____ day of _____, 20____.

Personally Known _____
OR Produced identification _____
(Type of identification)

(Signature)
Notary Public - State of _____
My commission expires _____

(Printed, typed or stamped commissioned name of notary public)

ERRORS AND OMISSIONS PROCESS

DEFINITIONS

Construction Change Order Item (“COP”): A document (Document 01250g) which identifies a change to the Scope of Work of the Project and/or Contract Time, which may increase or reduce Contract Sum.

Contract Sum: The initial construction cost identified in the agreement between the Contactor and Owner for constructing the Scope of Work.

Change Order: A document presented to the Owner for approval and which consists of one or more COIs.

Project Consultant Error. A Change Order Category which changes the Scope of Work and/or Contract Time as a result of contract documents that call for items which are incorrect (wrong dimensions; incorrectly sized pipe, duct, and equipment; conflicts and interferences; etc.).

Project Consultant Omission. A Change Order Category which changes the Scope of Work and/or Contract Time as a result of a contract document that fails to include items necessary to the project, of which the Project Consultant should have been aware (utilities to equipment, missing architectural details, etc.).

E&O: Means or refers to Project Consultant Errors and/or Project Consultant Omissions as described herein above.

Owner’s Request. A Change Order Category which changes the Scope of Work and/or Contract Time as a result of a change approved by the Owner resulting from new and/or revised criteria, mission change, etc.; or a technical or administrative decision that results in a finished product equivalent to that originally required, where the original design is correct (relocating doors or equipment, changing types of material or equipment, etc.); or a phase design and/or construction change to the original scope of work of the project; or a value engineering change initiated by the construction contractor.

Premium Costs: The additional cost of a construction contract change that would not have been incurred if the work had been included in the original contract. More specifically, Premium Costs are dollar amounts paid for “non-value added work” that is required to correct a Project Consultant's E&O. Non-value added work includes, but is not limited to, delays, inefficiencies, rework, or extra work as shown below, other than costs caused by the contractor and/or his subcontractors or suppliers or by other parties not under the control of the Project Consultant. Non-value added work can occur in three distinct situations:

- 1) Work delays or inefficiencies. The Premium Costs are costs the Owner paid or will pay to the contractor for delays or inefficiency damages caused by E&O;
- 2) Rework. The Premium Costs are the dollar amount of the original items of work that have to be removed and the costs to remove these items; and

- 3) Extra Work. The Premium Costs are the net difference between the final prices the Owner agrees to pay to the contractor and the cost the Owner would have incurred had the extra work been included in the original bid at letting.

Scope of Work: The work identified in the Construction Documents to be performed by the Contractor pursuant to the construction contract between Contractor and Owner.

Unforeseen condition. A Change Order Category which changes the Scope of Work and/or Contract Time as a result of an existing physical condition that conflicts with new work (underground utilities and rock, conflicts concealed in wall or ceiling), which could not reasonably have been determined by the Project Consultant during design.

Other: Definitions of additional terms appropriate to the legal approach underlying the agency’s treatment of design errors and omissions and recoverable costs.

The School Board of Broward County (SBBC) recognizes that no design can be 100-percent “perfect,” but the consultant is expected to exercise reasonable care in its work. Even the best of contracts and work performance will produce some errors and omissions.

SBBC pledges to work with consultants in good faith and on the basis of trust and respect in fulfilling the contracted design.

Problems in design will be communicated quickly to the consultant. The consultant will be involved in helping to resolve the matter and mitigate the potential damages.

SBBC will maintain good communication with the design consultant continually throughout the contract. (Misunderstandings in performance expectations often arise from lack of good communication.)

SBBC shall consider all relevant facts and information surrounding the consultant’s agreement and design performance, including mitigating circumstances.

SBBC’s priority is to avoid errors and omissions claims in the first place and the desire is to resolve E&O claims administratively rather than through litigation. Legal action is viewed as a last resort.

SBBC will seek to resolve design problems at the lowest organizational level possible.

Errors and Omissions Process:

Step and Level	Actions
1.Discovery (Any Level)	SBBC becomes aware of a problem on the project, and conducts an initial review of circumstances to assess whether the problem is likely a) design-related, b)

	<p>construction, or c) due to other causes that are not the responsibility of the design consultant or the contractor. The assumption is to determine that the problem is design-related.</p>
2.Initial Notification	<p>SBBC notifies consultant, requests involvement. Consultant responds to request, advises on problem.</p>
3. Investigation and Decision on Liability (i.e., responsibility for negligent performance) and Resulting Damages.	<p>SBBC and consultant maintain communication regarding problem. SBBC investigates likelihood of error or omission resulting from design consultant's negligence. SBBC also considers other factors that may influence potential consultant liability, for or against. If E & O issues are identified, SBBC assesses the type and extent of potential damages due to errors or omissions.</p> <p>If SBBC determines that damages have occurred as the result of design E & O, SBBC estimates the premium costs that reflect damages. SBBC evaluates cost-effectiveness of recovery, other influencing factors. SBBC's legal office is consulted prior to decision on consultant liability and cost recovery.</p>
4.Notification to Consultant of SBBC Decision	<p>SBBC decides whether cost recovery will be undertaken, based upon factors evaluated in Step 3 above.</p> <p>SBBC communicates decision to consultant.</p>
5.Review Meeting	<p>SBBC schedules meeting of district review panel (membership defined in E & O procedure).</p> <p>Panel assessment and decision on consultant liability and extent of damages. SBBC communicates decision to consultant, notifies consultant of options.</p>
6.Alternate Dispute Resolution (ADR)	<p>SBBC and consultant participates in ADR. Procedures (including possible cost sharing) defined in SBBC E & O procedure, agreed to by consultant.</p>
7.Recovery and Collection	<p>If consultant agrees to restitution of damages at any point above, SBBC advises consultant on procedure and processes payment.</p>

	Release and Settlement Agreement executed. Monetary payments credited to project in which E & O issue occurred.
8. Litigation	SBBC technical staff provide legal office with file documentation.

REQUIRED RESPONSE FORM - Proposer Information

RFQ Issued Date: _____ Title of Request or Solicitation: _____

Note: For Joint Venture Proposals, see instructions at the bottom of this page.

PROPOSER INFORMATION

PROPOSER'S (COMPANY) NAME: _____

STREET ADDRESS: _____

CITY, STATE AND ZIP CODE: _____

PROPOSER TELEPHONE: _____ PROPOSER FAX: _____

CONTACT PERSON: _____

CONTACT TELEPHONE: _____ CONTACT FAX: _____

E-MAIL ADDRESS TO SEND PURCHASE ORDERS TO: _____

INTERNET E-MAIL ADDRESS: _____ INTERNET URL: _____

PROPOSER FIRM - TAX IDENTIFICATION NUMBER: _____

Proposal Certification

I hereby certify that:

1. I am submitting the following information as my Firm's Qualifications and I am an Officer of the Firm.
2. Proposer has not discussed, or compared the Qualifications with other Proposers and has not colluded with any other Proposer.
3. Proposer, its principals, or their lobbyists has not provided any campaign contributions to School Board Members during the period in which the Proposer is attempting to qualify, to provide Design Services to the School Board. This period of limitation shall commence at the time of the "cone of silence" period for any solicitation for a competitive procurement as described by:
 - School Board Policy 3320, Part II, Section HH
 - School Board Policy 1007, Section 5.4 Campaign Contribution Fundraising
4. Proposer acknowledges that all information contained herein is part of the public record as defined by the State of Florida Sunshine and Public Records Laws.
- 5 All responses, data and information contained in this Proposal are true and accurate
6. Proposer agrees to acceptance of the contents of all pages in this Request for Qualifications (RFQ) including all attachments and the contents of all issued Addenda.
7. Proposer agrees to be bound to all terms, conditions and requirements identified in the Request for Qualifications, its Addenda and its Attachments.
8. The Proposer understands that everything contained herein are requirements of this RFQ and failure to comply will result in disqualification of the Qualifications submitted.

Signature of Proposer's Officer (blue ink preferred on original)

Date

Name of Proposer's Officer

Title of Proposer's Officer.

JOINT VENTURES: In the event multiple Proposers submit a joint Proposal in response to the RFQ, a single Proposer shall be identified as the Prime Proposer. If offering a joint Proposal, Prime Proposer must include the name and address of all parties of the joint Proposal. Prime Proposer shall provide all bonding and insurance requirements, execute any Contract, complete the **REQUIRED RESPONSE FORM** shown herein, have overall and complete accountability to resolve any dispute arising within this contract. Only a single contract with one Proposer shall be acceptable. Prime Proposer responsibilities shall include, but not be limited to, performing of overall contract administration, preside over other Proposers participating or present at SBBC meetings, oversee preparation of reports and presentations, and file any notice of protest and final protest as described herein. Prime Proposer shall also prepare and present a consolidated invoice(s) for services performed. SBBC shall issue only one check for each consolidated invoice to the Prime Proposer for services performed. Prime Proposer shall remain responsible for performing services associated with response to this RFQ.

Firm: _____

RFQ #: _____

Scope of Available Services Form

(Both of these columns can be yes)

Scope of Services	In House Services (yes or no)	Consultant
Architecture		
Civil Engineering		
Electrical Engineering		
Land Surveying		
Mechanical Engineering		
Structural Engineering		
Landscape Design		
Site Analysis and Planning		
Plumbing Design		
Other		



The School Board of Broward County, Florida
Procurement and Warehousing Department
7720 W. Oakland Park Blvd., Suite 323
Sunrise, Florida 33351

(754) 321-0505

Document 00220a: Proposer's Request for Information

To: **Purchasing Agent**
Procurement and Warehousing Department
7720 W. Oakland Park Blvd., Suite 323
Sunrise, Florida 33351

Date: _____

(For Owner's Use Only)
Bidder's
RFI No.:

Project: _____
Facility Name: _____

Project Number &
Location Number: _____
Project Consultant: _____

Category:

- Information not shown on RFQ Documents
- Interpretation of RFQ Documents
- Conflict in RFQ Requirements
- Coordination

Subject: _____

Description:

Attachments:

Bidder:

Company Name
& Address:

Phone:

By:

Signature

Title

Attachment G - Project Scope of Work

Pompano Beach Elementary School
700 NE 13th Avenue
Pompano Beach, FL 33060

Project Number: P-0016xx
Project Description: Design & Renovation
RFQ Number: 16-174C

Prepared for: The School Board of Broward County

600 SE 3rd Ave
Ft Lauderdale, FL 33301

Prepared by: **HEERY**

A group of professional service practices
999 Peachtree St, NE
Atlanta, Georgia 30309

Contents

Attachment G - Project Scope of Work.....	1
1.0.0 Executive Summary.....	3
2.0.0 – Pompano Beach Elementary School	4
2.1.0 Project Scope of Work	4
2.2.0 Site Summary	5
2.3.0 FISH Documents	6
2.3.1 FISH Summary Report	6
2.3.2 FISH Inventory.....	9
2.3.3 FISH Site Plan	35
2.3.4 FISH Building Plan.....	36
2.4.0 Facility Assessments and Budgetary Documentation.....	37
2.4.1 Adopted District Educational Facilities Plan (DEFP).....	38
2.4.2 SMART Campus Summary.....	39
2.4.3 MAPPS Deficiency Listing	41
2.4.4 MAPPS Deficiency Data.....	53
2.4.5 MAPPS Deficiency Detail.....	56

1.0.0 Executive Summary

On November 4, 2014, Broward County voters approved a General Obligation Bond (Bond) referendum that provides critically needed funding for Broward's students. Broward County Public Schools has committed to investing the funding to enhance students' learning environments by focusing on improvements in Safety, Music, Art, Athletics, Renovations and Technology (SMART).

To ensure equity among schools regarding Broward County Public Schools SMART initiative, a comprehensive Facility Needs Assessment was conducted Districtwide. The Needs Assessment provided an objective, data-driven overview of the District as a whole, as well as a strategic planning tool for prioritizing the most critical needs facing our schools for safety and security; repairs and renovations; and technology and technology infrastructure.

Based on the Facility Needs Assessment, Pompano Beach Elementary School was found to require renovations to multiple facility components. The key objectives are 1) to thoroughly plan the work to allow normal school activities to continue without interruption with a focus on safety and completing work as soon as possible, and 2) to capitalize on 2017 Summer break to complete portions of scope when students are not on campus.

Included in the scope of this design criteria package is:

Pompano Beach Elementary School

- Fire Sprinklers
- Fire Alarm
- Improvement to or Replacement of Building 3
- HVAC Improvements
- Electrical Improvements
- Building Envelope Improvements

2.0.0 – Pompano Beach Elementary School

2.1.0 Project Scope of Work

The scope of work is broken down in accordance with the Approved District Educational Facility Plan SMART Program. The scope is presented as overall site deficiencies with specific trades called out when possible. Additionally, the scope of services specific to each campus building is itemized in section 2.4.0 facility assessment reports with specific trades called out when possible for reference purposes only.

The Design Team is responsible for confirming all areas within the scope of work and necessary quantities and component sizes relevant to the campus renovations. The scope of work is limited to that which is being funded by the General Obligation Bond or agreed upon alternatives with the designated representatives of the school district.

The Design Team shall be responsible for the full design of a complete replacement Fire Alarm System for the entire campus and partial campus Fire Sprinkler System, which shall meet all applicable codes and SREF design requirements. The fire detection and alarm system is viewed as a mission critical concern of the highest priority level.

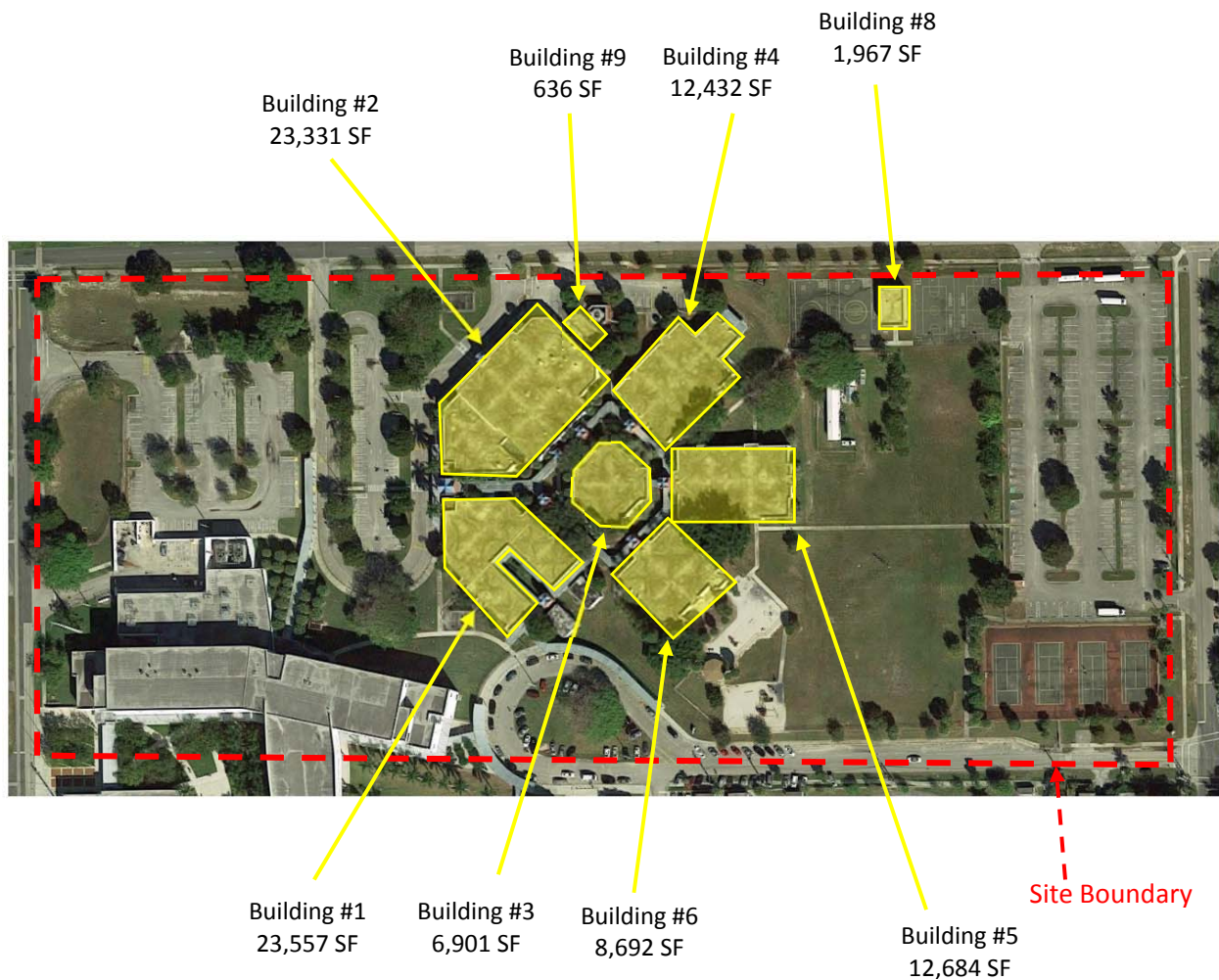
It has been determined that Building 3, media center is in need of improvement or replacement. The Design Team shall be responsible to conduct additional analysis to determine if the building is in a condition that would warrant replacement or if the building is sufficiently structurally sound that would make improvements appropriate. See 2.2.4 FISH Building Plan for estimated building square footage.

The facility condition assessment determined various envelope and building systems to require replacement. This scope includes, but is not limited to replacement and new electrical, HVAC, and building envelope improvements. The electrical system scope of service includes the replacement of canopy lighting for multiple buildings on the campus. The mechanical system scope of service includes the replacement of mechanical equipment in multiple buildings on the campus, test and balance of the HVAC system in multiple buildings, and replacement of the HVAC controls system in multiple buildings with a DDC controls system.

The scope includes, but is not limited to the reroofing of Buildings 1, 2, 4, 5, 6, 8 and 9. The Design Team shall provide a full design of complete replacement of the existing roofing system with new decking requirements per County standards. Moreover, some existing roof areas will need to be raised to provide positive drainage and new minimum roof R-Values and may necessitate the need to raise existing equipment, utilities and other construction to accommodate new flashing heights.

2.2.0 Site Summary

Pompano Beach Elementary School is an existing school originally built in 1992. The campus currently encompasses nine (9) buildings with an approximate square footage of 83,199 SF. Additionally the campus includes two (2) portable facilities with an approximate square footage of 1,584 SF.



2.3.0 FISH Documents

2.3.1 FISH Summary Report



FLORIDA INVENTORY OF SCHOOL HOUSES (FISH)

**FLORIDA DEPARTMENT OF EDUCATION
EDUCATIONAL FACILITIES
AGENCY NSF/STUDENT STATIONS SUMMARY REPORT**

ORGANIZATION: 6-BROWARD COUNTY SCHOOL DISTRICT
FACILITY: POMPANO BEACH ELEMENTARY
FACILITY USE: All
STRUCTURE TYPE: All
CONDITION: 1-SATISFACTORY
GROUP BY: DISTRICT

District : 6 - BROWARD COUNTY SCHOOL DISTRICT

DESIGN CODE	ROOM DESIGN CODE	TOTAL ROOMS	NET SQ FT	STUDENT STATIONS
00001	PRIMARY CLASSROOM (K-3)	21	22,106	378
00002	INTERMEDIATE/MIDDLE CLASSROOM (4-8)	8	8,004	176
00010	PRIMARY SKILLS LAB (K-3)	4	3,765	36
00013	ELEMENTARY P E STORAGE	1	338	0
00014	ELEMENTARY COVERED PLAY AREA	2	1,388	0
00050	ART - ELEMENTARY	1	1,147	0
00055	MUSIC - ELEMENTARY	1	1,500	0
00061	E S E PART-TIME	1	975	15
00062	E S E FULL-TIME	1	658	10
00300	PRINCIPAL/DIRECTOR OFFICE	1	228	0
00301	ASSISTANT PRINCIPAL/OTHER OFFICE	7	1,226	0
00302	BOOKKEEPING OFFICE	1	121	0
00303	SECRETARIAL SPACE	2	707	0
00304	RECEPTION AREA	2	539	0
00305	PRODUCTION WORKROOM	1	310	0
00306	CONFERENCE ROOM	2	379	0
00307	CLINIC	1	170	0
00308	GENERAL SCHOOL STORAGE	1	233	0
00309	VAULT/STUDENT RECORDS	2	203	0
00310	SCHOOL STORE	1	87	0
00313	CAREERS ROOM	1	235	0
00314	ITINERANT OFFICE	3	756	0
00315	TEACHER PLANNING OFFICE	3	471	0
00316	TEACHER LOUNGE/DINING	3	549	0



FLORIDA INVENTORY OF SCHOOL HOUSES (FISH)

FLORIDA DEPARTMENT OF EDUCATION EDUCATIONAL FACILITIES AGENCY NSF/STUDENT STATIONS SUMMARY REPORT

District : 6 - BROWARD COUNTY SCHOOL DISTRICT

DESIGN CODE	ROOM DESIGN CODE	TOTAL ROOMS	NET SQ FT	STUDENT STATIONS
00330	CUSTODIAL RECEIVING	1	470	0
00331	CUSTODIAL SERVICE CLOSET	8	306	0
00332	CUSTODIAL WORK AREA	1	96	0
00333	FLAMMABLE STORAGE	1	636	0
00340	DINING AREA	1	2,782	0
00342	KITCHEN DRY STORAGE	1	201	0
00343	KITCHEN OFFICE	1	86	0
00344	KITCHEN GARBAGE WASH	1	112	0
00345	KITCHEN NONFOOD STORAGE	1	76	0
00346	KITCHEN FOOD PREPARATION	1	1,151	0
00349	KITCHEN CHAIR STORAGE	2	489	0
00350	OTHER FOOD SERVICE	3	168	0
00361	MULTIPURPOSE ROOM (DINING)	1	3,121	0
00363	STAGE	1	507	0
00364	STAGE STORAGE	1	368	0
00365	STAGE DRESSING ROOM (MALE)	1	177	0
00366	STAGE DRESSING ROOM (FEMALE)	1	230	0
00368	TEXTBOOK STORAGE	1	253	0
00380	LIBRARY (READING ROOM/STACKS)	1	2,384	0
00381	MEDIA TECHNICAL PROCESSING	1	563	0
00383	AUDIO VISUAL STORAGE	2	640	0
00385	CLOSED CIRCUIT TV LAB	1	811	0
00387	MEDIA PRODUCTION LAB	1	811	0
00700	INSIDE CIRCULATION	22	8,309	0
00701	COVERED WALKWAY	12	14,197	0
00702	MECHANICAL ROOM	5	1,183	0
00703	ELECTRICAL ROOM	9	1,154	0
00707	TELEPHONE EQUIPMENT/COMMUNICATION CLOSET	3	366	0
00805	KILN	1	63	0
00806	REFERENCE	1	205	0
00808	MATERIAL STORAGE	28	1,540	0



FLORIDA INVENTORY OF SCHOOL HOUSES (FISH)

FLORIDA DEPARTMENT OF EDUCATION EDUCATIONAL FACILITIES AGENCY NSF/STUDENT STATIONS SUMMARY REPORT

District : 6 - BROWARD COUNTY SCHOOL DISTRICT

DESIGN CODE	ROOM DESIGN CODE	TOTAL ROOMS	NET SQ FT	STUDENT STATIONS
00811	OUTSIDE STORAGE	3	512	0
00814	STUDENT RESTROOM (BOTH SEXES)	19	587	0
00815	STUDENT RESTROOM (MALE)	10	399	0
00816	STUDENT RESTROOM (FEMALE)	12	458	0
00819	STAFF RESTROOM (MALE)	3	152	0
00820	STAFF RESTROOM (FEMALE)	3	170	0
00821	STAFF RESTROOM (BOTH SEXES)	1	31	0
00831	MUSIC PRACTICE ROOM	1	54	0
	TOTALS :	238	91,913	615

	TOTALS FOR SELECTED DISTRICTS :	238	91,913	615
--	---------------------------------	-----	--------	-----

2.3.2 FISH Inventory

FLORIDA INVENTORY OF SCHOOL HOUSES (FISH)
FACILITY INVENTORY REPORT



ORGANIZATION: 6-BROWARD COUNTY SCHOOL DISTRICT
FACILITY: POMPANO BEACH ELEMENTARY
FACILITY USE: ALL

DISTRICT: 6 BROWARD COUNTY SCHOOL DISTRICT
FACILITY: 61-A POMPANO BEACH ELEMENTARY

Primary Use: ELEMENTARY Grades Housed: PK - 05 DOE Validation Date: Capital Outlay Classification: SCHOOL RECOMMENDED FOR CONTINUED USE

MASTER SCHOOL ID

MSID	Name	Status
751	POMPANO BEACH ELEMENTARY SCHOOL	Default

CAPITAL OUTLAY FTE

Year: 2014 / 2015						
PK: 0:00	01: 69.50	03: 93.00	05: 81.50	07: 0.00	09: 0.00	11: 0.00
KG: 75.50	02: 99.00	04: 62.50	06: 0.00	08: 0.00	10: 0.00	12: 0.00
						Total: 481.00

SCHOOL CAPACITY

SCHOOL CAPACITY	YEAR ROUND CAPACITY	UTILIZATION FACTOR	PRIMARY USE
615	738	1.00	ELEMENTARY

FLORIDA INVENTORY OF SCHOOL HOUSES (FISH)

FACILITY INVENTORY REPORT



PARCEL: 62

700 NE 13TH AVENUE
POMPANO BEACH, FL 33060

Parking: DEVELOPED	Owner: SCHOOL BOARD	Fire: 6
Athletic: INCLUDED WITH SITE	Water: PUBLIC	Police: CITY
Sewage: PUBLIC	Plan: CAMPUS	Drainage: ADEQUATE
Landscape: DEVELOPED	Playground: INCLUDED WITH SITE	Acreage: 19.00
Date Acquired: 1/1/1958		Lease Expiration Date:

DISTRICT: 6 BROWARD COUNTY SCHOOL DISTRICT

FACILITY: 61-A POMPANO BEACH ELEMENTARY

BUILDING: 1 - Building Number 00001

Owner: SCHOOL BOARD	Light: ADEQUATE	Cooling: CENTRAL
Use: ELEMENTARY	Mech Vent: ADEQUATE	Heat Source: ELECTRIC
Year Constructed: 1992	Artificial Lighting: SHIELDED FLORESCENT	Heat Distribution: CENTRAL HOT AIR
Year Modified:	Educational TV: FIXED SERVICE TRANSMITTER/RECEIVER	Heat Capacity: ADEQUATE
Average Age NSF: 1992	Intercom: TWO WAY COMPLETE	Walls: STUCCO
Relocatable Units: 0	Telephone: PARTIAL SYSTEM	Struct Comp: CONCRETE
Stories: 1		Corridor: SINGLE INSIDE

ROOM	NET SQ FT	DESIGN CODE	DESCRIPTION	STU STA	FLR LOC	FLOOR COVER	YEAR CONST	CONDITION	BLDG	PAR	FAC
001	850	700	INSIDE CIRCULATION	0	01	COMPOSITION TILE	1992	SATISFACTORY	1	62	61
001A	216	700	INSIDE CIRCULATION	0	01	COMPOSITION TILE	1992	SATISFACTORY	1	62	61
002	112	700	INSIDE CIRCULATION	0	01	COMPOSITION TILE	1992	SATISFACTORY	1	62	61

Page 2 of 26

Report Date: 9/11/2015 11:20:20 AM

FLORIDA INVENTORY OF SCHOOL HOUSES (FISH)

FACILITY INVENTORY REPORT



003	308	700	INSIDE CIRCULATION	0	01	COMPOSITION TILE	1992	SATISFACTORY	1	62	61
100	2635	701	COVERED WALKWAY	0	01	CONCRETE	1992	SATISFACTORY	1	62	61
100A	6672	701	COVERED WALKWAY	0	01	CONCRETE	1992	SATISFACTORY	1	62	61
100B	670	701	COVERED WALKWAY	0	01	CONCRETE	1992	SATISFACTORY	1	62	61
100C	1110	701	COVERED WALKWAY	0	01	CONCRETE	1992	SATISFACTORY	1	62	61
100D	941	701	COVERED WALKWAY	0	01	CONCRETE	1992	SATISFACTORY	1	62	61
100E	750	701	COVERED WALKWAY	0	01	CONCRETE	1992	SATISFACTORY	1	62	61
101	228	300	PRINCIPAL/DIRECTOR OFFICE	0	01	CARPET	1992	SATISFACTORY	1	62	61
102	175	301	ASSISTANT PRINCIPAL/OTHER OFFICE	0	01	CARPET	1992	SATISFACTORY	1	62	61
103	185	306	CONFERENCE ROOM	0	01	CARPET	1992	SATISFACTORY	1	62	61
104	158	303	SECRETARIAL SPACE	0	01	CARPET	1992	SATISFACTORY	1	62	61
105	132	707	TELEPHONE EQUIPMENT/COMMUNICATION CLOSET	0	01	CARPET	1992	SATISFACTORY	1	62	61
106	121	302	BOOKKEEPING OFFICE	0	01	CARPET	1992	SATISFACTORY	1	62	61
107	173	301	ASSISTANT PRINCIPAL/OTHER OFFICE	0	01	CARPET	1992	SATISFACTORY	1	62	61
108	173	301	ASSISTANT PRINCIPAL/OTHER OFFICE	0	01	CARPET	1992	SATISFACTORY	1	62	61
109	152	811	OUTSIDE STORAGE	0	01	CONCRETE	1992	SATISFACTORY	1	62	61
110	173	301	ASSISTANT PRINCIPAL/OTHER OFFICE	0	01	CARPET	1992	SATISFACTORY	1	62	61
111	42	819	STAFF RESTROOM (MALE)	0	01	CERAMIC TILE	1992	SATISFACTORY	1	62	61
112	42	820	STAFF RESTROOM (FEMALE)	0	01	CERAMIC TILE	1992	SATISFACTORY	1	62	61
113	25	331	CUSTODIAL SERVICE CLOSET	0	01	CERAMIC TILE	1992	SATISFACTORY	1	62	61
114	78	309	VAULT/STUDENT RECORDS	0	01	CARPET	1992	SATISFACTORY	1	62	61
115	170	307	CLINIC	0	01	QUARRY TILE	1992	SATISFACTORY	1	62	61
115A	30	816	STUDENT RESTROOM (FEMALE)	0	01	CERAMIC TILE	1992	SATISFACTORY	1	62	61

FLORIDA INVENTORY OF SCHOOL HOUSES (FISH)

FACILITY INVENTORY REPORT



115B	44	815	STUDENT RESTROOM (MALE)	0	01	CERAMIC TILE	1992	SATISFACTORY	1	62	61
116	310	305	PRODUCTION WORKROOM	0	01	CARPET	1992	SATISFACTORY	1	62	61
116A	233	308	GENERAL SCHOOL STORAGE	0	01	CARPET	1992	SATISFACTORY	1	62	61
117	339	304	RECEPTION AREA	0	01	CARPET	1992	SATISFACTORY	1	62	61
118	549	303	SECRETARIAL SPACE	0	01	CARPET	1992	SATISFACTORY	1	62	61
119	87	310	SCHOOL STORE	0	01	CARPET	1992	SATISFACTORY	1	62	61
120	66	703	ELECTRICAL ROOM	0	01	CONCRETE	1992	SATISFACTORY	1	62	61
121	253	368	TEXTBOOK STORAGE	0	01	CARPET	1992	SATISFACTORY	1	62	61
122	200	304	RECEPTION AREA	0	01	COMPOSITION TILE	1992	SATISFACTORY	1	62	61
123A	125	309	VAULT/STUDENT RECORDS	0	01	CARPET	1992	SATISFACTORY	1	62	61
124	117	702	MECHANICAL ROOM	0	01	CONCRETE	1992	SATISFACTORY	1	62	61
125	180	301	ASSISTANT PRINCIPAL/OTHER OFFICE	0	01	CARPET	1992	SATISFACTORY	1	62	61
126	235	313	CAREERS ROOM	0	01	CARPET	1992	SATISFACTORY	1	62	61
127	174	301	ASSISTANT PRINCIPAL/OTHER OFFICE	0	01	CARPET	1992	SATISFACTORY	1	62	61
128	102	314	ITINERANT OFFICE	0	01	CARPET	1992	SATISFACTORY	1	62	61
129	194	306	CONFERENCE ROOM	0	01	CARPET	1992	SATISFACTORY	1	62	61
130	975	1	PRIMARY CLASSROOM (K-3)	18	01	CARPET	1992	SATISFACTORY	1	62	61
130A	32	814	STUDENT RESTROOM (BOTH SEXES)	0	01	CERAMIC TILE	1992	SATISFACTORY	1	62	61
131	975	1	PRIMARY CLASSROOM (K-3)	18	01	CARPET	1992	SATISFACTORY	1	62	61
131A	32	814	STUDENT RESTROOM (BOTH SEXES)	0	01	CERAMIC TILE	1992	SATISFACTORY	1	62	61
132	975	61	E S E PART-TIME	15	01	CARPET	1992	SATISFACTORY	1	62	61
132A	32	814	STUDENT RESTROOM (BOTH SEXES)	0	01	CERAMIC TILE	1992	SATISFACTORY	1	62	61
136	320	314	ITINERANT OFFICE	0	01	CARPET	1992	SATISFACTORY	1	62	61
137	640	1	PRIMARY CLASSROOM (K-3)	18	01	CARPET	1992	SATISFACTORY	1	62	61

Report Date: 9/11/2015 11:20:20 AM

Page 4 of 26

FLORIDA INVENTORY OF SCHOOL HOUSES (FISH) FACILITY INVENTORY REPORT



	62	E S E FULL-TIME	10	01	CARPET	1992	SATISFACTORY	1	62	61
138	658									
139	640	1	18	01	CARPET	1992	SATISFACTORY	1	62	61
143A	30	815	0	01	CERAMIC TILE	1992	SATISFACTORY	1	62	61
143B	30	816	0	01	CERAMIC TILE	1992	SATISFACTORY	1	62	61
144	40	331	0	01	COMPOSITION TILE	1992	SATISFACTORY	1	62	61
145	44	703	0	01	CONCRETE	1992	SATISFACTORY	1	62	61
146	334	314	0	01	CARPET	1992	SATISFACTORY	1	62	61

	Satisfactory		Unsatisfactory		Failed Standards		Scheduled For Replacement	
	Square Feet	Student Stations	Square Feet	Student Stations	Square Feet	Student Stations	Square Feet	Student Stations
Permanent	25,286	97	0	0				
TOTAL	25,286	97	0	0	0	0	0	0

FLORIDA INVENTORY OF SCHOOL HOUSES (FISH)

FACILITY INVENTORY REPORT



DISTRICT: 6 BROWARD COUNTY SCHOOL DISTRICT
FACILITY: 61-A POMPANO BEACH ELEMENTARY
BUILDING: 2 - Building Number 00002

Owner: SCHOOL BOARD	Light: ADEQUATE	Cooling: CENTRAL
Use: ELEMENTARY	Mech Vent: ADEQUATE	Heat Source: ELECTRIC
Year Constructed: 1992	Artificial Lighting: SHIELDED FLORESCENT	Heat Distribution: CENTRAL HOT AIR
Year Modified:	Educational TV: FIXED SERVICE TRANSMITTER/RECEIVER	Heat Capacity: ADEQUATE
Average Age NSF: 1992	Intercom: TWO WAY COMPLETE	Walls: STUCCO
Relocatable Units: 0	Telephone: PARTIAL SYSTEM	Struct Comp: CONCRETE
Stories: 1		Corridor: NONE

ROOM	NET SQ FT	DESIGN CODE	DESCRIPTION	STU STA	FLR LOC	FLOOR COVER	YEAR CONST	CONDITION	BLDG	PAR	FAC
004	684	700	INSIDE CIRCULATION	0	01	COMPOSITION TILE	1992	SATISFACTORY	2	62	61
005	1047	700	INSIDE CIRCULATION	0	01	COMPOSITION TILE	1992	SATISFACTORY	2	62	61
005A	71	700	INSIDE CIRCULATION	0	01	COMPOSITION TILE	1992	SATISFACTORY	2	62	61
008	182	700	INSIDE CIRCULATION	0	01	COMPOSITION TILE	1992	SATISFACTORY	2	62	61
008A	162	700	INSIDE CIRCULATION	0	01	COMPOSITION TILE	1992	SATISFACTORY	2	62	61
008B	105	700	INSIDE CIRCULATION	0	01	COMPOSITION TILE	1992	SATISFACTORY	2	62	61
200	215	701	COVERED WALKWAY	0	01	CONCRETE	1992	SATISFACTORY	2	62	61
200A	215	701	COVERED WALKWAY	0	01	CONCRETE	1992	SATISFACTORY	2	62	61
200B	149	701	COVERED WALKWAY	0	01	CONCRETE	1992	SATISFACTORY	2	62	61
200C	132	701	COVERED WALKWAY	0	01	CONCRETE	1992	SATISFACTORY	2	62	61
201	1147	50	ART - ELEMENTARY	0	01	CARPET	1992	SATISFACTORY	2	62	61
201A	263	315	TEACHER PLANNING OFFICE	0	01	COMPOSITION TILE	1992	SATISFACTORY	2	62	61

**FLORIDA INVENTORY OF SCHOOL HOUSES (FISH)
FACILITY INVENTORY REPORT**



201C	150	808	MATERIAL STORAGE	0	01	COMPOSITION TILE	1992	SATISFACTORY	2	62	61
201D	63	805	KILN	0	01	COMPOSITION TILE	1992	SATISFACTORY	2	62	61
202	1500	55	MUSIC - ELEMENTARY	0	01	CARPET	1992	SATISFACTORY	2	62	61
202A	149	808	MATERIAL STORAGE	0	01	CONCRETE	1992	SATISFACTORY	2	62	61
202B	108	315	TEACHER PLANNING OFFICE	0	01	COMPOSITION TILE	1992	SATISFACTORY	2	62	61
202C	54	831	MUSIC PRACTICE ROOM	0	01	COMPOSITION TILE	1992	SATISFACTORY	2	62	61
202D	205	806	REFERENCE	0	01	CONCRETE	1992	SATISFACTORY	2	62	61
202E	188	702	MECHANICAL ROOM	0	01	CONCRETE	1992	SATISFACTORY	2	62	61
203	507	363	STAGE	0	01	WOOD	1992	SATISFACTORY	2	62	61
203A	368	364	STAGE STORAGE	0	01	CONCRETE	1992	SATISFACTORY	2	62	61
203B	177	365	STAGE DRESSING ROOM (MALE)	0	01	CARPET	1992	SATISFACTORY	2	62	61
203C	230	366	STAGE DRESSING ROOM (FEMALE)	0	01	CARPET	1992	SATISFACTORY	2	62	61
203D	38	815	STUDENT RESTROOM (MALE)	0	01	CERAMIC TILE	1992	SATISFACTORY	2	62	61
203E	38	816	STUDENT RESTROOM (FEMALE)	0	01	CERAMIC TILE	1992	SATISFACTORY	2	62	61
203F	43	331	CUSTODIAL SERVICE CLOSET	0	01	CERAMIC TILE	1992	SATISFACTORY	2	62	61
204	3121	361	MULTIPURPOSE ROOM (DINING)	0	01	COMPOSITION TILE	1992	SATISFACTORY	2	62	61
204A	300	349	KITCHEN CHAIR STORAGE	0	01	COMPOSITION TILE	1992	SATISFACTORY	2	62	61
204B	123	703	ELECTRICAL ROOM	0	01	CONCRETE	1992	SATISFACTORY	2	62	61
205	2782	340	DINING AREA	0	01	COMPOSITION TILE	1992	SATISFACTORY	2	62	61
205A	189	349	KITCHEN CHAIR STORAGE	0	01	COMPOSITION TILE	1992	SATISFACTORY	2	62	61
205B	112	344	KITCHEN GARBAGE WASH	0	01	QUARRY TILE	1992	SATISFACTORY	2	62	61
206	1151	346	KITCHEN FOOD PREPARATION	0	01	QUARRY TILE	1992	SATISFACTORY	2	62	61
206A	58	702	MECHANICAL ROOM	0	01	QUARRY TILE	1992	SATISFACTORY	2	62	61
206B	80	700	INSIDE CIRCULATION	0	01	QUARRY TILE	1992	SATISFACTORY	2	62	61

Report Date: 9/11/2015 11:20:20 AM

Page 7 of 26

**FLORIDA INVENTORY OF SCHOOL HOUSES (FISH)
FACILITY INVENTORY REPORT**



206C	21	700	INSIDE CIRCULATION	0	01	QUARRY TILE	1992	SATISFACTORY	2	62	61
206D	21	700	INSIDE CIRCULATION	0	01	QUARRY TILE	1992	SATISFACTORY	2	62	61
206E	31	819	STAFF RESTROOM (MALE)	0	01	CERAMIC TILE	1992	SATISFACTORY	2	62	61
206F	31	820	STAFF RESTROOM (FEMALE)	0	01	CERAMIC TILE	1992	SATISFACTORY	2	62	61
206G	76	345	KITCHEN NONFOOD STORAGE	0	01	QUARRY TILE	1992	SATISFACTORY	2	62	61
206H	86	343	KITCHEN OFFICE	0	01	CARPET	1992	SATISFACTORY	2	62	61
206J	201	342	KITCHEN DRY STORAGE	0	01	QUARRY TILE	1992	SATISFACTORY	2	62	61
206K	51	350	OTHER FOOD SERVICE	0	01	QUARRY TILE	1992	SATISFACTORY	2	62	61
206L	89	350	OTHER FOOD SERVICE	0	01	QUARRY TILE	1992	SATISFACTORY	2	62	61
206M	28	350	OTHER FOOD SERVICE	0	01	QUARRY TILE	1992	SATISFACTORY	2	62	61
207	470	330	CUSTODIAL RECEIVING	0	01	COMPOSITION TILE	1992	SATISFACTORY	2	62	61
207B	96	332	CUSTODIAL WORK AREA	0	01	COMPOSITION TILE	1992	SATISFACTORY	2	62	61
207C	31	821	STAFF RESTROOM (BOTH SEXES)	0	01	CERAMIC TILE	1992	SATISFACTORY	2	62	61
208	724	702	MECHANICAL ROOM	0	01	CONCRETE	1992	SATISFACTORY	2	62	61
209	334	703	ELECTRICAL ROOM	0	01	CONCRETE	1992	SATISFACTORY	2	62	61
210	388	703	ELECTRICAL ROOM	0	01	CONCRETE	1992	SATISFACTORY	2	62	61
211	224	316	TEACHER LOUNGE/DINING	0	01	CARPET	1992	SATISFACTORY	2	62	61
211A	220	316	TEACHER LOUNGE/DINING	0	01	CARPET	1992	SATISFACTORY	2	62	61
211B	105	316	TEACHER LOUNGE/DINING	0	01	CARPET	1992	SATISFACTORY	2	62	61
211C	26	331	CUSTODIAL SERVICE CLOSET	0	01	COMPOSITION TILE	1992	SATISFACTORY	2	62	61
212	97	820	STAFF RESTROOM (FEMALE)	0	01	CERAMIC TILE	1992	SATISFACTORY	2	62	61
213	79	819	STAFF RESTROOM (MALE)	0	01	CERAMIC TILE	1992	SATISFACTORY	2	62	61
214	950	10	PRIMARY SKILLS LAB (K-3)	18	01	CARPET	1992	SATISFACTORY	2	62	61
214A	102	808	MATERIAL STORAGE	0	01	COMPOSITION TILE	1992	SATISFACTORY	2	62	61

Report Date: 9/11/2015 11:20:20 AM

Page 8 of 26

**FLORIDA INVENTORY OF SCHOOL HOUSES (FISH)
FACILITY INVENTORY REPORT**



215	992	10	PRIMARY SKILLS LAB (K-3)	18	01	CARPET	1992	SATISFACTORY	2	62	61
215A	102	808	MATERIAL STORAGE	0	01	CARPET	1992	SATISFACTORY	2	62	61
216	92	815	STUDENT RESTROOM (MALE)	0	01	CERAMIC TILE	1992	SATISFACTORY	2	62	61
217	92	816	STUDENT RESTROOM (FEMALE)	0	01	CERAMIC TILE	1992	SATISFACTORY	2	62	61
218	895	10	PRIMARY SKILLS LAB (K-3)	0	01	CARPET	1992	SATISFACTORY	2	62	61
218A	101	808	MATERIAL STORAGE	0	01	COMPOSITION TILE	1992	SATISFACTORY	2	62	61
219	59	707	TELEPHONE EQUIPMENT/COMMUNICATION CLOSET	0	01	CARPET	1992	SATISFACTORY	2	62	61

	Satisfactory		Unsatisfactory		Failed Standards		Scheduled For Replacement	
	Square Feet	Student Stations	Square Feet	Student Stations	Square Feet	Student Stations	Square Feet	Student Stations
Permanent	22,860	36	0	0				
TOTAL	22,860	36	0	0	0	0	0	0

FLORIDA INVENTORY OF SCHOOL HOUSES (FISH)

FACILITY INVENTORY REPORT



DISTRICT: 6 BROWARD COUNTY SCHOOL DISTRICT

FACILITY: 61-A POMPANO BEACH ELEMENTARY

BUILDING: 3 - Building Number 00003

Owner: SCHOOL BOARD	Light: ADEQUATE	Cooling: CENTRAL
Use: ELEMENTARY	Mech Vent: ADEQUATE	Heat Source: ELECTRIC
Year Constructed: 1992	Artificial Lighting: SHIELDED FLORESCENT	Heat Distribution: CENTRAL HOT AIR
Year Modified:	Educational TV: FIXED SERVICE TRANSMITTER/RECEIVER	Heat Capacity: ADEQUATE
Average Age NSF: 1992	Intercom: TWO WAY COMPLETE	Walls: STUCCO
Relocatable Units: 0	Telephone: PARTIAL SYSTEM	Struct Comp: CONCRETE
Stories: 1		Corridor: NONE

ROOM	NET SQ FT	DESIGN CODE	DESCRIPTION	STU STA	FLR LOC	FLOOR COVER	YEAR CONST	CONDITION	BLDG	PAR	FAC
006	368	700	INSIDE CIRCULATION	0	01	COMPOSITION TILE	1992	SATISFACTORY	3	62	61
300	168	701	COVERED WALKWAY	0	01	CONCRETE	1992	SATISFACTORY	3	62	61
301	2384	380	LIBRARY (READING ROOM/STACKS)	0	01	CARPET	1992	SATISFACTORY	3	62	61
301A	811	385	CLOSED CIRCUIT TV LAB	0	01	COMPOSITION TILE	1992	SATISFACTORY	3	62	61
301B	90	383	AUDIO VISUAL STORAGE	0	01	COMPOSITION TILE	1992	SATISFACTORY	3	62	61
301C	178	301	ASSISTANT PRINCIPAL/OTHER OFFICE	0	01	CARPET	1992	SATISFACTORY	3	62	61
301D	563	381	MEDIA TECHNICAL PROCESSING	0	01	COMPOSITION TILE	1992	SATISFACTORY	3	62	61
301E	550	383	AUDIO VISUAL STORAGE	0	01	COMPOSITION TILE	1992	SATISFACTORY	3	62	61
301F	49	700	INSIDE CIRCULATION	0	01	COMPOSITION TILE	1992	SATISFACTORY	3	62	61
301G	811	387	MEDIA PRODUCTION LAB	0	01	COMPOSITION TILE	1992	SATISFACTORY	3	62	61
301H	175	707	TELEPHONE EQUIPMENT/COMMUNICATION CLOSET	0	01	CARPET	1992	SATISFACTORY	3	62	61

Report Date: 9/11/2015 11:20:20 AM

Page 10 of 26

**FLORIDA INVENTORY OF SCHOOL HOUSES (FISH)
FACILITY INVENTORY REPORT**



302	49	703	ELECTRICAL ROOM	0	01	CONCRETE	1992	SATISFACTORY	3	62	61	Satisfactory			Unsatisfactory			Failed Standards			Scheduled For Replacement					
												Square Feet	Student Stations	Student Stations	Square Feet	Student Stations	Square Feet	Student Stations	Square Feet	Student Stations	Square Feet	Student Stations				
303	33	815	STUDENT RESTROOM (MALE)	0	01	CERAMIC TILE	1992	SATISFACTORY	3	62	61	6,391	0	0	0	0	0	0	0	0	0	0	0			
304	40	816	STUDENT RESTROOM (FEMALE)	0	01	CERAMIC TILE	1992	SATISFACTORY	3	62	61	6,391	0	0	0	0	0	0	0	0	0	0	0			
305	26	331	CUSTODIAL SERVICE CLOSET	0	01	CERAMIC TILE	1992	SATISFACTORY	3	62	61	6,391	0	0	0	0	0	0	0	0	0	0	0			
306	96	702	MECHANICAL ROOM	0	01	CONCRETE	1992	SATISFACTORY	3	62	61	6,391	0	0	0	0	0	0	0	0	0	0	0			
												Permanent														
												TOTAL			6,391			0			0			0		

FLORIDA INVENTORY OF SCHOOL HOUSES (FISH) FACILITY INVENTORY REPORT



DISTRICT: 6 BROWARD COUNTY SCHOOL DISTRICT
FACILITY: 61-A POMPANO BEACH ELEMENTARY
BUILDING: 4 - Building Number 00004

Owner: SCHOOL BOARD	Light: ADEQUATE	Cooling: CENTRAL
Use: ELEMENTARY	Mech Vent: ADEQUATE	Heat Source: ELECTRIC
Year Constructed: 1992	Artificial Lighting: SHIELDED FLORESCENT	Heat Distribution: CENTRAL HOT AIR
Year Modified:	Educational TV: FIXED SERVICE TRANSMITTER/RECEIVER	Heat Capacity: ADEQUATE
Average Age NSF: 1992	Intercom: TWO WAY COMPLETE	Walls: STUCCO
Relocatable Units: 0	Telephone: PARTIAL SYSTEM	Struct Comp: CONCRETE
Stories: 1		Corridor: DOUBLE INSIDE

ROOM	NET SQ FT	DESIGN CODE	DESCRIPTION	STU STA	FLR LOC	FLOOR COVER	YEAR CONST	CONDITION	BLDG	PAR	FAC
007	1367	700	INSIDE CIRCULATION	0	01	COMPOSITION TILE	1992	SATISFACTORY	4	62	61
400	540	701	COVERED WALKWAY	0	01	CONCRETE	1992	SATISFACTORY	4	62	61
401	1070	1	PRIMARY CLASSROOM (K-3)	18	01	CARPET	1992	SATISFACTORY	4	62	61
401A	40	808	MATERIAL STORAGE	0	01	COMPOSITION TILE	1992	SATISFACTORY	4	62	61
402	64	700	INSIDE CIRCULATION	0	01	COMPOSITION TILE	1992	SATISFACTORY	4	62	61
402A	33	816	STUDENT RESTROOM (FEMALE)	0	01	CERAMIC TILE	1992	SATISFACTORY	4	62	61
402B	33	816	STUDENT RESTROOM (FEMALE)	0	01	CERAMIC TILE	1992	SATISFACTORY	4	62	61
403	1070	1	PRIMARY CLASSROOM (K-3)	18	01	CARPET	1992	SATISFACTORY	4	62	61
403A	40	808	MATERIAL STORAGE	0	01	COMPOSITION TILE	1992	SATISFACTORY	4	62	61
404	1070	2	INTERMEDIATE/MIDDLE CLASSROOM (4-8)	22	01	CARPET	1992	SATISFACTORY	4	62	61
404A	43	808	MATERIAL STORAGE	0	01	COMPOSITION TILE	1992	SATISFACTORY	4	62	61
405	64	700	INSIDE CIRCULATION	0	01	COMPOSITION TILE	1992	SATISFACTORY	4	62	61

Report Date: 9/11/2015 11:20:20 AM

Page 12 of 26

FLORIDA INVENTORY OF SCHOOL HOUSES (FISH) FACILITY INVENTORY REPORT



405A	33	816	STUDENT RESTROOM (FEMALE)	0	01	CERAMIC TILE	1992	SATISFACTORY	4	62	61
405B	33	815	STUDENT RESTROOM (MALE)	0	01	CERAMIC TILE	1992	SATISFACTORY	4	62	61
406	1070	2	INTERMEDIATE/MIDDLE CLASSROOM (4-8)	22	01	CARPET	1992	SATISFACTORY	4	62	61
406A	40	808	MATERIAL STORAGE	0	01	COMPOSITION TILE	1992	SATISFACTORY	4	62	61
407	1070	2	INTERMEDIATE/MIDDLE CLASSROOM (4-8)	22	01	CARPET	1992	SATISFACTORY	4	62	61
407A	40	808	MATERIAL STORAGE	0	01	COMPOSITION TILE	1992	SATISFACTORY	4	62	61
408	64	700	INSIDE CIRCULATION	0	01	COMPOSITION TILE	1992	SATISFACTORY	4	62	61
408A	33	815	STUDENT RESTROOM (MALE)	0	01	CERAMIC TILE	1992	SATISFACTORY	4	62	61
408B	33	816	STUDENT RESTROOM (FEMALE)	0	01	CERAMIC TILE	1992	SATISFACTORY	4	62	61
409	1070	2	INTERMEDIATE/MIDDLE CLASSROOM (4-8)	22	01	CARPET	1992	SATISFACTORY	4	62	61
409A	40	808	MATERIAL STORAGE	0	01	COMPOSITION TILE	1992	SATISFACTORY	4	62	61
410	1070	2	INTERMEDIATE/MIDDLE CLASSROOM (4-8)	22	01	CARPET	1992	SATISFACTORY	4	62	61
410A	43	808	MATERIAL STORAGE	0	01	COMPOSITION TILE	1992	SATISFACTORY	4	62	61
411	64	700	INSIDE CIRCULATION	0	01	COMPOSITION TILE	1992	SATISFACTORY	4	62	61
411A	33	815	STUDENT RESTROOM (MALE)	0	01	CERAMIC TILE	1992	SATISFACTORY	4	62	61
411B	33	816	STUDENT RESTROOM (FEMALE)	0	01	CERAMIC TILE	1992	SATISFACTORY	4	62	61
412	1070	2	INTERMEDIATE/MIDDLE CLASSROOM (4-8)	22	01	CARPET	1992	SATISFACTORY	4	62	61
412A	40	808	MATERIAL STORAGE	0	01	COMPOSITION TILE	1992	SATISFACTORY	4	62	61
413	50	703	ELECTRICAL ROOM	0	01	CONCRETE	1992	SATISFACTORY	4	62	61
414	46	331	CUSTODIAL SERVICE CLOSET	0	01	CERAMIC TILE	1992	SATISFACTORY	4	62	61
420	988	10	PRIMARY SKILLS LAB (K-3)	0	01	CARPET	1992	SATISFACTORY	4	62	61
420B	33	816	STUDENT RESTROOM (FEMALE)	0	01	CERAMIC TILE	1992	SATISFACTORY	4	62	61

FLORIDA INVENTORY OF SCHOOL HOUSES (FISH)

FACILITY INVENTORY REPORT



420C	33	815	STUDENT RESTROOM (MALE)	0	01	CERAMIC TILE	1992	SATISFACTORY	4	62	61	Scheduled For Replacement								
												Square Feet	Student Stations	Square Feet	Student Stations					
												Satisfactory		Unsatisfactory		Failed Standards		Scheduled For Replacement		
												Square Feet	Student Stations	Square Feet	Student Stations	Square Feet	Student Stations	Square Feet	Student Stations	
												Permanent	12,463	168	0	0	0	0	0	0
												TOTAL	12,463	168	0	0	0	0	0	

Report Date: 9/11/2015 11:20:20 AM

Page 14 of 26

FLORIDA INVENTORY OF SCHOOL HOUSES (FISH) FACILITY INVENTORY REPORT



DISTRICT: 6 BROWARD COUNTY SCHOOL DISTRICT
FACILITY: 61-A POMPANO BEACH ELEMENTARY
BUILDING: 5 - Building Number 00005

Owner: SCHOOL BOARD	Light: ADEQUATE	Cooling: CENTRAL
Use: ELEMENTARY	Mech Vent: ADEQUATE	Heat Source: ELECTRIC
Year Constructed: 1992	Artificial Lighting: SHIELDED FLORESCENT	Heat Distribution: CENTRAL HOT AIR
Year Modified:	Educational TV: FIXED SERVICE TRANSMITTER/RECEIVER	Heat Capacity: ADEQUATE
Average Age NSF: 1992	Intercom: TWO WAY COMPLETE	Walls: STUCCO
Relocatable Units: 0	Telephone: PARTIAL SYSTEM	Struct Comp: CONCRETE
Stories: 1		Corridor: DOUBLE INSIDE

ROOM	NET SQ FT	DESIGN CODE	DESCRIPTION	STU STA	FLR LOC	FLOOR COVER	YEAR CONST	CONDITION	BLDG	PAR	FAC
009	1570	700	INSIDE CIRCULATION	0	01	COMPOSITION TILE	1992	SATISFACTORY	5	62	61
501	1082	1	PRIMARY CLASSROOM (K-3)	18	01	CARPET	1992	SATISFACTORY	5	62	61
501A	40	808	MATERIAL STORAGE	0	01	COMPOSITION TILE	1992	SATISFACTORY	5	62	61
501B	32	814	STUDENT RESTROOM (BOTH SEXES)	0	01	CERAMIC TILE	1992	SATISFACTORY	5	62	61
502	1082	1	PRIMARY CLASSROOM (K-3)	18	01	CARPET	1992	SATISFACTORY	5	62	61
502A	43	808	MATERIAL STORAGE	0	01	COMPOSITION TILE	1992	SATISFACTORY	5	62	61
502B	32	814	STUDENT RESTROOM (BOTH SEXES)	0	01	CERAMIC TILE	1992	SATISFACTORY	5	62	61
503	1082	1	PRIMARY CLASSROOM (K-3)	18	01	CARPET	1992	SATISFACTORY	5	62	61
503A	43	808	MATERIAL STORAGE	0	01	COMPOSITION TILE	1992	SATISFACTORY	5	62	61
503B	27	814	STUDENT RESTROOM (BOTH SEXES)	0	01	CERAMIC TILE	1992	SATISFACTORY	5	62	61
506	1090	1	PRIMARY CLASSROOM (K-3)	18	01	CARPET	1992	SATISFACTORY	5	62	61
506A	42	808	MATERIAL STORAGE	0	01	COMPOSITION TILE	1992	SATISFACTORY	5	62	61

Report Date: 9/11/2015 11:20:20 AM

Page 15 of 26

FLORIDA INVENTORY OF SCHOOL HOUSES (FISH) FACILITY INVENTORY REPORT



Item ID	Room Number	Description	Count	Material	Year	Condition	Count	Material	Year	Condition
506B	27	814	0	01	1992	SATISFACTORY	5	62	61	
507	1104	1	18	01	1992	SATISFACTORY	5	62	61	
507A	42	808	0	01	1992	SATISFACTORY	5	62	61	
507B	27	814	0	01	1992	SATISFACTORY	5	62	61	
508	1090	1	18	01	1992	SATISFACTORY	5	62	61	
508A	42	808	0	01	1992	SATISFACTORY	5	62	61	
508B	27	814	0	01	1992	SATISFACTORY	5	62	61	
511	1082	1	18	01	1992	SATISFACTORY	5	62	61	
511A	43	808	0	01	1992	SATISFACTORY	5	62	61	
511B	27	814	0	01	1992	SATISFACTORY	5	62	61	
512	1082	1	18	01	1992	SATISFACTORY	5	62	61	
512A	43	808	0	01	1992	SATISFACTORY	5	62	61	
512B	27	814	0	01	1992	SATISFACTORY	5	62	61	
513	1082	1	18	01	1992	SATISFACTORY	5	62	61	
513A	40	808	0	01	1992	SATISFACTORY	5	62	61	
513B	27	814	0	01	1992	SATISFACTORY	5	62	61	
514	50	703	0	01	1992	SATISFACTORY	5	62	61	
515	50	331	0	01	1992	SATISFACTORY	5	62	61	

	Satisfactory		Unsatisfactory		Failed Standards		Scheduled For Replacement	
	Square Feet	Student Stations	Square Feet	Student Stations	Square Feet	Student Stations	Square Feet	Student Stations
Permanent	12,077	162	0	0				
TOTAL	12,077	162	0	0	0	0	0	0

FLORIDA INVENTORY OF SCHOOL HOUSES (FISH) FACILITY INVENTORY REPORT



DISTRICT: 6 BROWARD COUNTY SCHOOL DISTRICT
FACILITY: 61-A POMPANO BEACH ELEMENTARY
BUILDING: 6 - Building Number 00006

Owner: SCHOOL BOARD	Light: ADEQUATE	Cooling: CENTRAL
Use: ELEMENTARY	Mech Vent: ADEQUATE	Heat Source: ELECTRIC
Year Constructed: 1992	Artificial Lighting: SHIELDED FLORESCENT	Heat Distribution: CENTRAL HOT AIR
Year Modified:	Educational TV: FIXED SERVICE TRANSMITTER/RECEIVER	Heat Capacity: ADEQUATE
Average Age NSF: 1992	Intercom: TWO WAY COMPLETE	Walls: STUCCO
Relocatable Units: 0	Telephone: PARTIAL SYSTEM	Struct Comp: CONCRETE
Stories: 1		Corridor: DOUBLE INSIDE

ROOM	NET SQ FT	DESIGN CODE	DESCRIPTION	STU STA	FLR LOC	FLOOR COVER	YEAR CONST	CONDITION	BLDG	PAR	FAC
010	840	700	INSIDE CIRCULATION	0	01	COMPOSITION TILE	1992	SATISFACTORY	6	62	61
601	1160	1	PRIMARY CLASSROOM (K-3)	18	01	CARPET	1992	SATISFACTORY	6	62	61
601A	40	808	MATERIAL STORAGE	0	01	COMPOSITION TILE	1992	SATISFACTORY	6	62	61
601B	32	814	STUDENT RESTROOM (BOTH SEXES)	0	01	CERAMIC TILE	1992	SATISFACTORY	6	62	61
602	1160	1	PRIMARY CLASSROOM (K-3)	18	01	CARPET	1992	SATISFACTORY	6	62	61
602A	32	814	STUDENT RESTROOM (BOTH SEXES)	0	01	CERAMIC TILE	1992	SATISFACTORY	6	62	61
602B	40	808	MATERIAL STORAGE	0	01	COMPOSITION TILE	1992	SATISFACTORY	6	62	61
603	1160	1	PRIMARY CLASSROOM (K-3)	18	01	CARPET	1992	SATISFACTORY	6	62	61
603A	40	808	MATERIAL STORAGE	0	01	COMPOSITION TILE	1992	SATISFACTORY	6	62	61
603B	32	814	STUDENT RESTROOM (BOTH SEXES)	0	01	CERAMIC TILE	1992	SATISFACTORY	6	62	61
605	180	811	OUTSIDE STORAGE	0	01	CONCRETE	1992	SATISFACTORY	6	62	61
606	180	811	OUTSIDE STORAGE	0	01	CONCRETE	1992	SATISFACTORY	6	62	61

Report Date: 9/11/2015 11:20:20 AM

Page 17 of 26

FLORIDA INVENTORY OF SCHOOL HOUSES (FISH) FACILITY INVENTORY REPORT



607	1160	1	PRIMARY CLASSROOM (K-3)	18	01	CARPET	1992	SATISFACTORY	6	62	61
607A	40	808	MATERIAL STORAGE	0	01	COMPOSITION TILE	1992	SATISFACTORY	6	62	61
607B	32	814	STUDENT RESTROOM (BOTH SEXES)	0	01	CERAMIC TILE	1992	SATISFACTORY	6	62	61
608	1160	1	PRIMARY CLASSROOM (K-3)	18	01	CARPET	1992	SATISFACTORY	6	62	61
608A	40	808	MATERIAL STORAGE	0	01	COMPOSITION TILE	1992	SATISFACTORY	6	62	61
608B	27	814	STUDENT RESTROOM (BOTH SEXES)	0	01	CERAMIC TILE	1992	SATISFACTORY	6	62	61
609	1160	1	PRIMARY CLASSROOM (K-3)	18	01	CARPET	1992	SATISFACTORY	6	62	61
609A	32	808	MATERIAL STORAGE	0	01	COMPOSITION TILE	1992	SATISFACTORY	6	62	61
609B	32	814	STUDENT RESTROOM (BOTH SEXES)	0	01	CERAMIC TILE	1992	SATISFACTORY	6	62	61
610	50	703	ELECTRICAL ROOM	0	01	CONCRETE	1992	SATISFACTORY	6	62	61
611	50	331	CUSTODIAL SERVICE CLOSET	0	01	CERAMIC TILE	1992	SATISFACTORY	6	62	61

	Satisfactory		Unsatisfactory		Failed Standards		Scheduled For Replacement	
	Square Feet	Student Stations	Square Feet	Student Stations	Square Feet	Student Stations	Square Feet	Student Stations
Permanent	8,679	108	0	0	0	0	0	0
TOTAL	8,679	108	0	0	0	0	0	0

FLORIDA INVENTORY OF SCHOOL HOUSES (FISH) FACILITY INVENTORY REPORT



DISTRICT: 6 BROWARD COUNTY SCHOOL DISTRICT
FACILITY: 61-A POMPANO BEACH ELEMENTARY
BUILDING: 8 - Building Number 00008

Owner: SCHOOL BOARD	Light: ADEQUATE	Cooling: CENTRAL
Use: ELEMENTARY	Mech Vent: ADEQUATE	Heat Source: ELECTRIC
Year Constructed: 1992	Artificial Lighting: SHIELDED FLORESCENT	Heat Distribution: CENTRAL HOT AIR
Year Modified:	Educational TV: FIXED SERVICE TRANSMITTER/RECEIVER	Heat Capacity: ADEQUATE
Average Age NSF: 1992	Intercom: TWO WAY COMPLETE	Walls: STUCCO
Relocatable Units: 0	Telephone: PARTIAL SYSTEM	Struct Comp: CONCRETE
Stories: 1		Corridor: NONE

ROOM	NET SQ FT	DESIGN CODE	DESCRIPTION	STU STA	FLR LOC	FLOOR COVER	YEAR CONST	CONDITION	BLDG	PAR	FAC
801	724	14	ELEMENTARY COVERED PLAY AREA	0	01	CONCRETE	1992	SATISFACTORY	8	62	61
801A	100	315	TEACHER PLANNING OFFICE	0	01	CARPET	1992	SATISFACTORY	8	62	61
801B	51	814	STUDENT RESTROOM (BOTH SEXES)	0	01	CERAMIC TILE	1992	SATISFACTORY	8	62	61
801C	30	815	STUDENT RESTROOM (MALE)	0	01	CERAMIC TILE	1992	SATISFACTORY	8	62	61
801D	30	816	STUDENT RESTROOM (FEMALE)	0	01	CERAMIC TILE	1992	SATISFACTORY	8	62	61
801E	338	13	ELEMENTARY P E STORAGE	0	01	COMPOSITION TILE	1992	SATISFACTORY	8	62	61

	Satisfactory		Unsatisfactory		Failed Standards		Scheduled For Replacement	
	Square Feet	Student Stations	Square Feet	Student Stations	Square Feet	Student Stations	Square Feet	Student Stations
Permanent	1,273	0	0	0				
TOTAL	1,273	0	0	0	0	0	0	0

FLORIDA INVENTORY OF SCHOOL HOUSES (FISH)

FACILITY INVENTORY REPORT



DISTRICT: 6 BROWARD COUNTY SCHOOL DISTRICT
FACILITY: 61-A POMPANO BEACH ELEMENTARY
BUILDING: 9 - Building Number 00009

Owner: SCHOOL BOARD	Light: ADEQUATE	Cooling: NONE
Use: ELEMENTARY	Mech Vent: ADEQUATE	Heat Source: NONE
Year Constructed: 1992	Artificial Lighting: SHIELDED FLORESCENT	Heat Distribution: NO HEAT PROVIDED
Year Modified:	Educational TV: NONE	Heat Capacity: NONE
Average Age NSF: 1992	Intercom: NONE	Walls: STUCCO
Relocatable Units: 0	Telephone: NONE	Struct Comp: COMBINATION OF 1-3
Stories: 1		Corridor: NONE

ROOM	NET SQ FT	DESIGN CODE	DESCRIPTION	STU STA	FLR LOC	FLOOR COVER	YEAR CONST	CONDITION	BLDG	PAR	FAC
901	636	333	FLAMMABLE STORAGE	0	01	CONCRETE	1992	SATISFACTORY	9	62	61

	Satisfactory		Unsatisfactory		Failed Standards		Scheduled For Replacement	
	Square Feet	Student Stations	Square Feet	Student Stations	Square Feet	Student Stations	Square Feet	Student Stations
Permanent	636	0	0	0	0	0	0	0
TOTAL	636	0	0	0	0	0	0	0

FLORIDA INVENTORY OF SCHOOL HOUSES (FISH)

FACILITY INVENTORY REPORT



DISTRICT: 6 BROWARD COUNTY SCHOOL DISTRICT
FACILITY: 61-A POMPANO BEACH ELEMENTARY
BUILDING: 10 - Building Number 00010

Owner: SCHOOL BOARD	Light: ADEQUATE	Cooling: NONE
Use: ELEMENTARY	Mech Vent: NONE	Heat Source: NONE
Year Constructed: 1992	Artificial Lighting: NONE	Heat Distribution: NO HEAT PROVIDED
Year Modified:	Educational TV: NONE	Heat Capacity: NONE
Average Age NSF: 1992	Intercom: NONE	Walls: WOOD
Relocatable Units: 0	Telephone: NONE	Struct Comp: WOOD
Stories: 1		Corridor: NONE

ROOM	NET SQ FT	DESIGN CODE	DESCRIPTION	STU STA	FLR LOC	FLOOR COVER	YEAR CONST	CONDITION	BLDG	PAR	FAC
950	664	14	ELEMENTARY COVERED PLAY AREA	0	01	CONCRETE	1992	SATISFACTORY	10	62	61

	Satisfactory		Unsatisfactory		Failed Standards		Scheduled For Replacement	
	Square Feet	Student Stations	Square Feet	Student Stations	Square Feet	Student Stations	Square Feet	Student Stations
Permanent	664	0	0	0	0	0	0	0
TOTAL	664	0	0	0	0	0	0	0

FLORIDA INVENTORY OF SCHOOL HOUSES (FISH)

FACILITY INVENTORY REPORT



DISTRICT: 6 BROWARD COUNTY SCHOOL DISTRICT

FACILITY: 61-A POMPANO BEACH ELEMENTARY

BUILDING: 99 - Building Number 00099

Owner: SCHOOL BOARD	Light: ADEQUATE	Cooling: INDIVIDUAL UNITS
Use: ELEMENTARY	Mech Vent: NONE	Heat Source: ELECTRIC
Year Constructed: 1988	Artificial Lighting: SHIELDED FLORESCENT	Heat Distribution: CENTRAL HOT AIR
Year Modified:	Educational TV: FIXED SERVICE TRANSMITTER/RECEIVER	Heat Capacity: ADEQUATE
Average Age NSF: 1991	Intercom: TWO WAY COMPLETE	Walls: RELOCATABLE
Relocatable Units: 2	Telephone: NONE	Struct Comp: RELOCATABLE
Stories: 1		Corridor: NONE

ROOM	NET SQ FT	DESIGN CODE	DESCRIPTION	STU STA	FLR LOC	FLOOR COVER	YEAR CONST	CONDITION	BLDG	PAR	FAC
511C	792	2	INTERMEDIATE/MIDDLE CLASSROOM (4-8)	22	01	COMPOSITION TILE	1988	SATISFACTORY	99	62	61
782C	792	2	INTERMEDIATE/MIDDLE CLASSROOM (4-8)	22	01	CARPET	1994	SATISFACTORY	99	62	61

	Satisfactory		Unsatisfactory		Failed Standards		Scheduled For Replacement	
	Square Feet	Student Stations	Square Feet	Student Stations	Square Feet	Student Stations	Square Feet	Student Stations
Relocatable	1,584	44	0	0	0	0	0	0
TOTAL	1,584	44	0	0	0	0	0	0

FLORIDA INVENTORY OF SCHOOL HOUSES (FISH) FACILITY INVENTORY REPORT



**STUDENT STATIONS BY DESIGN CODE FOR:
FACILITY: POMPANO BEACH ELEMENTARY**

Design Code	Design Code Description	Satis Stu Sta			Unsat Stu Sta			Unsat Tot	Satis Rooms			Unsat Rooms			Fail Std Stu Sta	Repl Stu Sta	Fail Std Rooms	Repl Rooms
		Perm	Mod	Relo	Perm	Mod	Relo		Perm	Mod	Relo	Perm	Mod	Relo				
00001	PRIMARY CLASSROOM (K-3)	378	0	0	0	0	0	378	0	21	0	0	0	0	0	0	0	0
00002	INTERMEDIATE/MIDDLE CLASSROOM (4-8)	132	0	44	0	0	176	0	6	0	2	0	0	0	0	0	0	0
00010	PRIMARY SKILLS LAB (K-3)	36	0	0	0	0	36	0	4	0	0	0	0	0	0	0	0	0
00013	ELEMENTARY P E STORAGE	0	0	0	0	0	0	0	1	0	0	0	0	0	0	0	0	0
00014	ELEMENTARY COVERED PLAY AREA	0	0	0	0	0	0	0	2	0	0	0	0	0	0	0	0	0
00050	ART - ELEMENTARY	0	0	0	0	0	0	0	1	0	0	0	0	0	0	0	0	0
00055	MUSIC - ELEMENTARY	0	0	0	0	0	0	0	1	0	0	0	0	0	0	0	0	0
00061	E S E PART-TIME	15	0	0	0	0	15	0	1	0	0	0	0	0	0	0	0	0
00062	E S E FULL-TIME	10	0	0	0	0	10	0	1	0	0	0	0	0	0	0	0	0
00300	PRINCIPAL/DIRECTOR OFFICE	0	0	0	0	0	0	0	1	0	0	0	0	0	0	0	0	0
00301	ASSISTANT PRINCIPAL/OTHER OFFICE	0	0	0	0	0	0	0	7	0	0	0	0	0	0	0	0	0
00302	BOOKKEEPING OFFICE	0	0	0	0	0	0	0	1	0	0	0	0	0	0	0	0	0
00303	SECRETARIAL SPACE	0	0	0	0	0	0	0	2	0	0	0	0	0	0	0	0	0
00304	RECEPTION AREA	0	0	0	0	0	0	0	2	0	0	0	0	0	0	0	0	0
00305	PRODUCTION WORKROOM	0	0	0	0	0	0	0	1	0	0	0	0	0	0	0	0	0
00306	CONFERENCE ROOM	0	0	0	0	0	0	0	2	0	0	0	0	0	0	0	0	0
00307	CLINIC	0	0	0	0	0	0	0	1	0	0	0	0	0	0	0	0	0
00308	GENERAL SCHOOL STORAGE	0	0	0	0	0	0	0	1	0	0	0	0	0	0	0	0	0
00309	VAULT/STUDENT RECORDS	0	0	0	0	0	0	0	2	0	0	0	0	0	0	0	0	0
00310	SCHOOL STORE	0	0	0	0	0	0	0	1	0	0	0	0	0	0	0	0	0
00313	CAREERS ROOM	0	0	0	0	0	0	0	1	0	0	0	0	0	0	0	0	0
00314	ITINERANT OFFICE	0	0	0	0	0	0	0	3	0	0	0	0	0	0	0	0	0
00315	TEACHER PLANNING OFFICE	0	0	0	0	0	0	0	3	0	0	0	0	0	0	0	0	0
00316	TEACHER LOUNGE/DINING	0	0	0	0	0	0	0	3	0	0	0	0	0	0	0	0	0

Report Date: 9/11/2015 11:20:20 AM

Page 23 of 26

FLORIDA INVENTORY OF SCHOOL HOUSES (FISH) FACILITY INVENTORY REPORT



Design Code	Design Code Description	Satis Stu Sta			Unsat Stu Sta			Unsat Tot	Satis Rooms			Unsat Rooms			Fail Std Stu Sta	Repl Stu Sta	Fail Std Rooms	Repl Rooms
		Perm	Mod	Relo	Perm	Mod	Relo		Perm	Mod	Relo	Perm	Mod	Relo				
00330	CUSTODIAL RECEIVING	0	0	0	0	0	0	0	1	0	0	0	0	0	0	0	0	
00331	CUSTODIAL SERVICE CLOSET	0	0	0	0	0	0	0	8	0	0	0	0	0	0	0	0	
00332	CUSTODIAL WORK AREA	0	0	0	0	0	0	0	1	0	0	0	0	0	0	0	0	
00333	FLAMMABLE STORAGE	0	0	0	0	0	0	0	1	0	0	0	0	0	0	0	0	
00340	DINING AREA	0	0	0	0	0	0	0	1	0	0	0	0	0	0	0	0	
00342	KITCHEN DRY STORAGE	0	0	0	0	0	0	0	1	0	0	0	0	0	0	0	0	
00343	KITCHEN OFFICE	0	0	0	0	0	0	0	1	0	0	0	0	0	0	0	0	
00344	KITCHEN GARBAGE WASH	0	0	0	0	0	0	0	1	0	0	0	0	0	0	0	0	
00345	KITCHEN NONFOOD STORAGE	0	0	0	0	0	0	0	1	0	0	0	0	0	0	0	0	
00346	KITCHEN FOOD PREPARATION	0	0	0	0	0	0	0	1	0	0	0	0	0	0	0	0	
00349	KITCHEN CHAIR STORAGE	0	0	0	0	0	0	0	2	0	0	0	0	0	0	0	0	
00350	OTHER FOOD SERVICE	0	0	0	0	0	0	0	3	0	0	0	0	0	0	0	0	
00361	MULTIPURPOSE ROOM (DINING)	0	0	0	0	0	0	0	1	0	0	0	0	0	0	0	0	
00363	STAGE	0	0	0	0	0	0	0	1	0	0	0	0	0	0	0	0	
00364	STAGE STORAGE	0	0	0	0	0	0	0	1	0	0	0	0	0	0	0	0	
00365	STAGE DRESSING ROOM (MALE)	0	0	0	0	0	0	0	1	0	0	0	0	0	0	0	0	
00366	STAGE DRESSING ROOM (FEMALE)	0	0	0	0	0	0	0	1	0	0	0	0	0	0	0	0	
00368	TEXTBOOK STORAGE	0	0	0	0	0	0	0	1	0	0	0	0	0	0	0	0	
00380	LIBRARY (READING ROOM/STACKS)	0	0	0	0	0	0	0	1	0	0	0	0	0	0	0	0	
00381	MEDIA TECHNICAL PROCESSING	0	0	0	0	0	0	0	1	0	0	0	0	0	0	0	0	
00383	AUDIO VISUAL STORAGE	0	0	0	0	0	0	0	2	0	0	0	0	0	0	0	0	
00385	CLOSED CIRCUIT TV LAB	0	0	0	0	0	0	0	1	0	0	0	0	0	0	0	0	
00387	MEDIA PRODUCTION LAB	0	0	0	0	0	0	0	1	0	0	0	0	0	0	0	0	
00700	INSIDE CIRCULATION	0	0	0	0	0	0	0	22	0	0	0	0	0	0	0	0	
00701	COVERED WALKWAY	0	0	0	0	0	0	0	12	0	0	0	0	0	0	0	0	
00702	MECHANICAL ROOM	0	0	0	0	0	0	0	5	0	0	0	0	0	0	0	0	

**FLORIDA INVENTORY OF SCHOOL HOUSES (FISH)
FACILITY INVENTORY REPORT**



Design Code	Design Code Description	Satis Stu Sta			Unsat Stu Sta			Unsat Tot	Satis Rooms			Unsat Rooms			Fail Std Stu Sta	Repl Stu Sta	Fail Std Rooms	Repl Rooms
		Perm	Mod	Relo	Perm	Mod	Relo		Perm	Mod	Relo	Perm	Mod	Relo				
00703	ELECTRICAL ROOM	0	0	0	0	0	0	0	9	0	0	0	0	0	0	0	0	0
00707	TELEPHONE EQUIPMENT/COMMUNICATION CLOSET	0	0	0	0	0	0	0	3	0	0	0	0	0	0	0	0	0
00805	KILN	0	0	0	0	0	0	0	1	0	0	0	0	0	0	0	0	0
00806	REFERENCE	0	0	0	0	0	0	0	1	0	0	0	0	0	0	0	0	0
00808	MATERIAL STORAGE	0	0	0	0	0	0	0	28	0	0	0	0	0	0	0	0	0
00811	OUTSIDE STORAGE	0	0	0	0	0	0	0	3	0	0	0	0	0	0	0	0	0
00814	STUDENT RESTROOM (BOTH SEXES)	0	0	0	0	0	0	0	19	0	0	0	0	0	0	0	0	0
00815	STUDENT RESTROOM (MALE)	0	0	0	0	0	0	0	10	0	0	0	0	0	0	0	0	0
00816	STUDENT RESTROOM (FEMALE)	0	0	0	0	0	0	0	12	0	0	0	0	0	0	0	0	0
00819	STAFF RESTROOM (MALE)	0	0	0	0	0	0	0	3	0	0	0	0	0	0	0	0	0
00820	STAFF RESTROOM (FEMALE)	0	0	0	0	0	0	0	3	0	0	0	0	0	0	0	0	0
00821	STAFF RESTROOM (BOTH SEXES)	0	0	0	0	0	0	0	1	0	0	0	0	0	0	0	0	0
00831	MUSIC PRACTICE ROOM	0	0	0	0	0	0	0	1	0	0	0	0	0	0	0	0	0
Totals:		571	0	44	0	0	0	615	0	236	0	2	0	0	0	0	0	0

Report Date: 9/11/2015 11:20:20 AM

Page 25 of 26

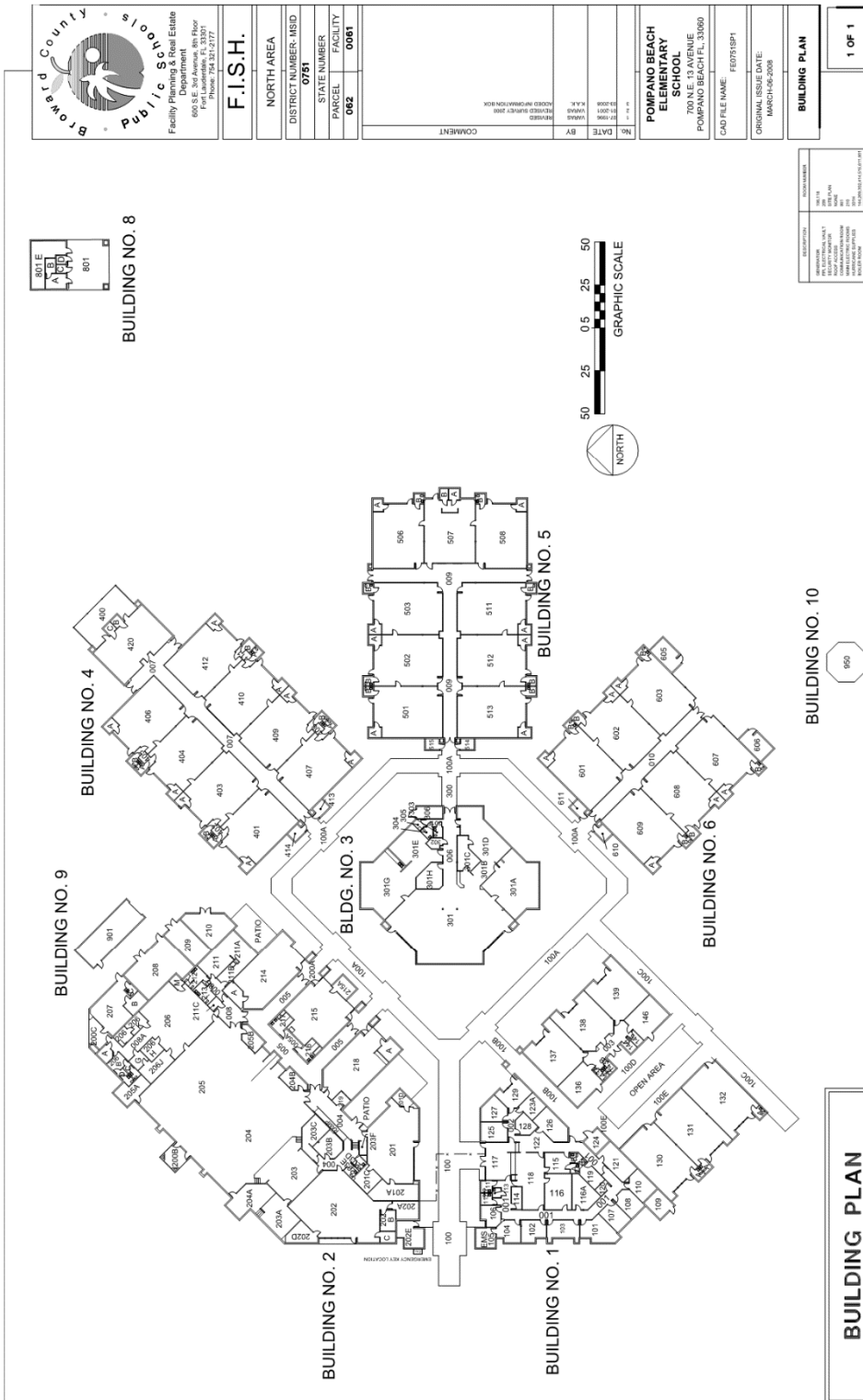
FLORIDA INVENTORY OF SCHOOL HOUSES (FISH)
FACILITY INVENTORY REPORT



Report Date: 9/11/2015 11:20:20 AM

Page 26 of 26

2.3.4 FISH Building Plan



2.4.0 Facility Assessments and Budgetary Documentation

This appendix includes facility condition assessments and budgetary documentation that has been completed over recent years regarding the General Obligation Bond funding and approved budgetary construction scope of work.

2.4.1 Adopted District Educational Facilities Plan

The ADEFP is the most recent approved budget for each campus of Broward County Schools. Construction scope is itemized including changes to the initial deficiency listings for each campus. It is the responsibility of the Design/Build Contractor to reconcile any differences between the ADEFP and additional budgetary or facility condition assessments.

2.4.2 SMART Campus Summary

The SMART Campus Summary is the most recent facility condition assessment completed for each campus. The summary provides existing building applicable dates and square footage, in addition to deficiency listings broken down into Safety & Security, Music & Arts, Athletics, Renovations, and Technology (SMART) categories to organize the approved funding in terms of programs that are affected.

The Campus Summary does not represent the final approved funding, and is for information purposes only.

2.4.3 MAPPS Deficiency Listing

The MAPPS Deficiency Listing is a detailed facility condition assessment conducted by Jacobs over recent years. The deficiency listing is presented as an itemized list of deficiencies on a site and building specific level organized by discipline. Note that all deficiency items are not in the scope of work. Items initialed "GOB" are included in the initial General Obligation Bond, prior to final approval of ADEFP.

The MAPPS Deficiency Listing does not represent the final approved funding, and is for information purposes only.

2.4.4 MAPPS Detailed List

The MAPPS Detailed List is raw database information in tabular format. The purpose of the Detailed List is to provide additional notes and quantity to cost estimate information. It is important to note that the Detailed List does not include all items from the approved budget. Additional items may occur and should be confirmed with the ADEFP.

2.4.5 MAPPS Deficiency Detail

The MAPPS Deficiency Detail report is raw database information with a breakdown of the cost estimate including construction adjustments and soft cost adjustments. As is with the Detail List, budget confirmation with the ADEFP is required.

2.4.1 Adopted District Educational Facilities Plan (DEFP)

Pompano Beach Elementary School

Adopted District Educational Facilities Plan								
Project	ADEFPPg No	Carryover (2014-15)	Year 1 (2015-16)	Year 2 (2016-17)	Year 3 (2017-18)	Year 4 (2018-19)	Total	Scope
There are no ADEFPP projects for this location.								

SMART Program								
Project	ADEFPPg No	Carryover (2014-15)	Year 1 (2015-16)	Year 2 (2016-17)	Year 3 (2017-18)	Year 4 (2018-19)	Total	Scope
Safety & Security	188		639,000				639,000	Fire Sprinklers
Safety & Security	188		251,000				251,000	Fire Alarm
Renovation	188		60,000				60,000	Wireless Network Upgrade
Renovation	188		100,000				100,000	School Choice Enhancement
Renovation	188		1,200,000	(See Executive Summary)			1,200,000	Replacement of building 3
Renovation	188		1,903,000				1,903,000	HVAC Improvements
Renovation	188		250,000				250,000	Electrical Improvements
Renovation	188		12,000				12,000	CAT 6 Data port Upgrade
Renovation	188		981,000				981,000	Building Envelope Improvements (Roof, Window, Ext Wall, etc.)
Technology	188		133,000				133,000	Additional computers to close computer gap
SMART Sub-Total		0	5,529,000	0	0	0	5,529,000	

	Carryover (2014-15)	Year 1 (2015-16)	Year 2 (2016-17)	Year 3 (2017-18)	Year 4 (2018-19)	Total
School Total	0	5,529,000	0	0	0	5,529,000

2.4.2 SMART Campus Summary



2014 Facility Condition Assessment
Campus Summary

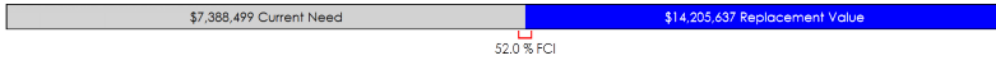
0751 Pompano Beach Elementary School

700 NE 13th Avenue
Pompano Beach FL 33060

Year Open		1992
Other Years		
Perm. Bldgs/SF	9	83,199
Port. Bldgs/SF	2	1,584
Current FCI Need		7,388,499
Replacement Value	÷	14,205,637
Facility Condition Index	=	52.0 %



Facility Condition Index



GOB Bond / Construction Projects

Safety & Security	Budget	Fund Yr.	Status
Pompano Beach ES Single Point of Entry*	\$300,000	2018	2014 GOB
Pompano Beach Elementary School Fire Alarm	\$251,000	2016	2014 GOB
Pompano Beach Elementary School Fire Sprinklers	\$639,000	2016	2014 GOB
	\$1,190,000		

Music & Arts	Budget	Fund Yr.	Status
None Identified			

Athletics	Budget	Fund Yr.	Status
None Identified			

Renovations	Budget	Fund Yr.	Status
Pompano Beach Elementary School Roofing	\$981,000	2016	2014 GOB
Pompano Beach Elementary School HVAC	\$1,017,000	2016	2014 GOB
Pompano Beach ES School Choice Enhancement	\$100,000	2016	2014 GOB
Replace Building 3 at Pompano Beach ES	\$1,200,000	2016	2014 GOB
Pompano Beach Elementary School Other HVAC Improvements	\$886,000	2016	2014 GOB
Pompano Beach Elementary School Electrical Improvements	\$250,000	2016	2014 GOB
	\$4,434,000		

Technology	Budget	Fund Yr.	Status
Pompano Beach ES Computer Gap	\$133,000	2016	2014 GOB
Pompano Beach ES CAT 6 Dataport	\$12,000	2016	2014 GOB
Pompano Beach ES Wireless Network	\$60,000	2016	2014 GOB
	\$205,000		

Total In-Progress and Planned \$5,829,000
Total Unplanned Need \$3,018,941

*Budgets for Single Point of Entry projects are currently under review and will be updated upon completion of review.



2014 Facility Condition Assessment
Campus Summary

Unplanned Need	
Safety & Security	Budget
<hr/>	
None Identified	
	\$0
<hr/>	
Music & Arts	Budget
<hr/>	
None Identified	
	\$0
<hr/>	
Athletics	Budget
<hr/>	
None Identified	
	\$0
<hr/>	
Renovations	Budget
<hr/>	
Various maintenance projects throughout campus	
Misc Maintenance Improvements at Pompano Beach ES	\$1,769,538
Misc Site Improvements at Pompano Beach ES	\$54,335
Misc Interior Improvements at Pompano Beach ES	\$713,617
Misc Plumbing Improvements at Pompano Beach ES	\$277,034
Misc Specialties Improvements at Pompano Beach ES	\$141,420
	\$2,955,943
<hr/>	
Technology	Budget
<hr/>	
Fiber Optic Network (10GB) Upgrade at Pompano Beach ES	\$62,998
	\$62,998
<hr/>	
Total Unplanned Need	\$3,018,941

2.4.3 MAPPS Deficiency Listing

Broward County Public Schools

School Deficiency Listing

9/2/2014 9:45 AM

0751	Pompano Beach Elementary School
-------------	--

Site Level Deficiencies

Roofing

Deficiency	Category	Qty	UoM	Priority	Repair Cost	ID
Aluminum Covered Walkways Require Replacement	Capital Renewal	10,288	SF	2	\$63,325	314523 GOB
Sub Total for System		1	items		\$63,325	

Exterior

Deficiency	Category	Qty	UoM	Priority	Repair Cost	ID
Single Point of Entry Needs to be Installed	Capital Renewal	1	LS	2	\$299,999	215114 GOB
Sub Total for System		1	items		\$299,999	

Mechanical

Deficiency	Category	Qty	UoM	Priority	Repair Cost	ID
Computer room lacks independent AC.	Educational Adequacy	1	Ea.	2	\$41,041	250151
Sub Total for System		1	items		\$41,041	

Electrical

Deficiency	Category	Qty	UoM	Priority	Repair Cost	ID
School site lacks appropriate lighting.	Educational Adequacy	16	Ea.	3	\$79,508	255325
Sub Total for System		1	items		\$79,508	

Fire and Security

Deficiency	Category	Qty	UoM	Priority	Repair Cost	ID
Entire Fire Alarm System Needs to be Replaced	Capital Renewal	1	LS	1	\$250,899	220867 GOB
Location: Main/Portable						
Sub Total for System		1	items		\$250,899	

Technology

Deficiency	Category	Qty	UoM	Priority	Repair Cost	ID
School requires computers to close accessibility gap	Functional Deficiency	1	LS	2	\$133,000	313732 GOB
School requires Wireless Access Point hardware	Functional Deficiency	1	LS	2	\$25,972	313530 GOB
CAT-6 wiring to WAP needs to be provided	Functional Deficiency	43	Ea.	3	\$33,917	225025 GOB
Sub Total for System		3	items		\$192,889	

Other

Deficiency	Category	Qty	UoM	Priority	Repair Cost	ID
School Selected Educational Adequacy Enhancement	Educational Adequacy	1	LS	2	\$100,000	314214 GOB
Sub Total for System		1	items		\$100,000	
Sub Total for School and Site Level		9	items		\$1,027,661	

Building: 01 - Building 1

Deficiency	Category	Qty	UoM	Priority	Repair Cost	ID
The Exterior Security Camera Is Damaged And Should Be Repaired	Deferred Maintenance	4	Ea.	2	\$1,855	212279
Sub Total for System		0	items		\$1,855	

Site

Deficiency	Category	Qty	UoM	Priority	Repair Cost	ID
The Canopy Lighting Requires Replacement	Deferred Maintenance	11	Ea.	2	\$21,669	212276 GOB
The Canopy Lighting Requires Replacement	Deferred Maintenance	40	Ea.	2	\$78,797	212278 GOB
Fencing Requires Replacement (Chain Link Fence)	Capital Renewal	240	LF	3	\$10,590	212801
Site Marquee Is Damaged And Requires Replacement	Deferred Maintenance	1	Ea.	4	\$8,595	212798
Site Signage Requires Replacement	Deferred Maintenance	35	Ea.	4	\$10,103	212800

Broward County Public Schools

School Deficiency Listing

9/2/2014 9:45 AM

0751	Pompano Beach Elementary School
-------------	--

Building: 01 - Building 1

Site

Deficiency	Category	Qty	UoM	Priority	Repair Cost	ID
Tree Requires Replacement	Deferred Maintenance	35	Ea.	5	\$25,046	212803
Sub Total for System		6	items		\$154,800	

Roofing

Deficiency	Category	Qty	UoM	Priority	Repair Cost	ID
Reroofing with new Decking Required (Broward CPS)	Capital Renewal	13,896	SF	2	\$169,078	224165 GOB
The Roof Requires Cleaning	Deferred Maintenance	400	SF	4	\$4,971	224164
Sub Total for System		2	items		\$174,049	

Interior

Deficiency	Category	Qty	UoM	Priority	Repair Cost	ID
Classroom doors lack appropriate signs.	Educational Adequacy	6	Ea.	3	\$1,026	Rollup
Room has insufficient writing area.	Educational Adequacy	4	Ea.	3	\$4,154	Rollup
The Carpet Flooring Requires Replacement	Capital Renewal	1,700	SF	3	\$17,561	212794
Room has insufficient tackboard area.	Educational Adequacy	22	Ea.	4	\$8,478	Rollup
Room lacks appropriate sound control.	Educational Adequacy	590	SF	4	\$18,506	Rollup
Interior Gypboard Walls Require Repainting	Deferred Maintenance	15,000	SF Wall	5	\$49,583	212793
Interior Walls Require Repainting	Deferred Maintenance	14,243	SF Wall	5	\$40,718	212813
Room lacks a changing table.	Educational Adequacy	1	Ea.	5	\$2,488	Rollup
Sub Total for System		8	items		\$142,515	

Mechanical

Deficiency	Category	Qty	UoM	Priority	Repair Cost	ID
Complete HVAC System Wide Replacement	Capital Renewal	13,896	SF	2	\$460,864	212733 GOB
Controls Are Inadequate And Should Be Replaced With DDC Controls	Capital Renewal	13,896	SF	3	\$58,112	212735 GOB
Duct Heater Requires Replacement	Capital Renewal	1	Ea.	3	\$5,122	212738 GOB
Electric Unit Heater Requires Replacement	Capital Renewal	8	Ea.	3	\$16,226	212754 GOB
Test And Balancing Required	Deferred Maintenance	13,896	SF	3	\$19,111	212734 GOB
The Fan Coil (Chilled Water) HVAC Component Requires Replacement	Capital Renewal	8	Ea.	3	\$15,698	212737 GOB
Sub Total for System		6	items		\$575,133	

Electrical

Deficiency	Category	Qty	UoM	Priority	Repair Cost	ID
The 1 X 4 Interior Fluorescent Light Fixture Requires Replacement	Capital Renewal	160	Ea.	3	\$56,605	212280
The 1 X 4 Interior Fluorescent Light Fixture Requires Replacement	Capital Renewal	40	Ea.	3	\$14,151	212381
The 2 X 4 Interior Fluorescent Lighting Requires Replacement	Capital Renewal	117	Ea.	3	\$65,851	212282
The Incandescent Lighting Is Damaged And Should Be Replaced	Capital Renewal	8	Ea.	3	\$3,109	212283
Room does not have tamper-proof light switching.	Educational Adequacy	2	Ea.	5	\$971	Rollup
Sub Total for System		5	items		\$140,688	

Plumbing

Deficiency	Category	Qty	UoM	Priority	Repair Cost	ID
The Class Room Lavatories Plumbing Fixtures Are Missing And Should Be Installed	Educational Adequacy	3	Ea.	2	\$4,070	Rollup
The Class Room Lavatories Plumbing Fixtures Require Replacement	Capital Renewal	9	Ea.	2	\$18,606	212740
Room lacks a private shower area.	Educational Adequacy	2	Ea.	4	\$18,266	Rollup
Room lacks private toilets.	Educational Adequacy	1	Ea.	4	\$11,217	Rollup

Broward County Public Schools

School Deficiency Listing

9/2/2014 9:45 AM

0751	Pompano Beach Elementary School
-------------	--

Building: 01 - Building 1

Plumbing

Deficiency	Category	Qty	UoM	Priority	Repair Cost	ID
The Custodial Mop Or Service Sink Requires Replacement	Deferred Maintenance	1	Ea.	4	\$1,671	212741
Room lacks a drinking fountain.	Educational Adequacy	3	Ea.	5	\$2,877	Rollup
Sub Total for System		6	Items		\$56,705	

Fire and Security

Deficiency	Category	Qty	UoM	Priority	Repair Cost	ID
Install Fire Sprinklers	Code Compliance	13,896	SF	1	\$118,858	212743 GOB
Sub Total for System		1	Items		\$118,858	

Technology

Deficiency	Category	Qty	UoM	Priority	Repair Cost	ID
Room lacks Fixed Projector	Educational Adequacy	6	Ea.	2	\$22,105	Rollup
Room lacks Interactive White Board	Educational Adequacy	4	Ea.	2	\$10,887	Rollup
Sub Total for System		2	Items		\$32,992	

Specialties

Deficiency	Category	Qty	UoM	Priority	Repair Cost	ID
Room lacks an appropriate refrigerator.	Educational Adequacy	1	Ea.	3	\$5,253	Rollup
Room lacks an appropriate stove.	Educational Adequacy	1	Ea.	3	\$7,171	Rollup
Room does not have sufficient cubbies.	Educational Adequacy	132	Ea.	5	\$5,499	Rollup
Room has an insufficient number of coat hooks.	Educational Adequacy	120	Ea.	5	\$1,393	Rollup
Sub Total for System		4	Items		\$19,316	
Sub Total for Building 01 - Building 1		40	Items		\$1,416,911	

Building: 02 - Building 2

Deficiency	Category	Qty	UoM	Priority	Repair Cost	ID
The Exterior Security Camera Is Damaged And Should Be Repaired	Deferred Maintenance	2	Ea.	2	\$927	212292
Sub Total for System		0	Items		\$927	

Site

Deficiency	Category	Qty	UoM	Priority	Repair Cost	ID
The Canopy Lighting Requires Replacement	Deferred Maintenance	24	Ea.	2	\$47,278	212288 GOB
The Canopy Lighting Requires Replacement	Deferred Maintenance	2	Ea.	2	\$3,940	212290 GOB
Sub Total for System		2	Items		\$51,218	

Roofing

Deficiency	Category	Qty	UoM	Priority	Repair Cost	ID
Reroofing with new Decking Required (Broward CPS)	Capital Renewal	24,463	SF	2	\$297,650	224167 GOB
The Roof Requires Cleaning	Deferred Maintenance	400	SF	4	\$4,971	224166
Sub Total for System		2	Items		\$302,621	

Interior

Deficiency	Category	Qty	UoM	Priority	Repair Cost	ID
Classroom doors lack appropriate signs.	Educational Adequacy	13	Ea.	3	\$2,224	Rollup
Room has insufficient writing area.	Educational Adequacy	7	Ea.	3	\$7,270	Rollup

Broward County Public Schools

School Deficiency Listing

9/2/2014 9:45 AM

0751	Pompano Beach Elementary School
-------------	--

Building: 02 - Building 2

Interior

Deficiency	Category	Qty	UoM	Priority	Repair Cost	ID
The Carpet Flooring Requires Replacement	Capital Renewal	1,188	SF	3	\$12,272	212789
Room has insufficient tackboard area.	Educational Adequacy	13	Ea.	4	\$5,010	Rollup
Room lacks appropriate amount of teacher storage.	Educational Adequacy	13	Ea.	4	\$7,863	Rollup
Room lacks appropriate sound control.	Educational Adequacy	2,320	SF	4	\$72,765	Rollup
Interior Gypboard Walls Require Repainting	Deferred Maintenance	27,500	SF Wall	5	\$90,902	212785
Interior Walls Require Repainting	Deferred Maintenance	26,702	SF Wall	5	\$76,337	212788
Sub Total for System		8	items		\$274,642	

Mechanical

Deficiency	Category	Qty	UoM	Priority	Repair Cost	ID
The Chiller HVAC Component Is Damaged And Requires Replacement	Capital Renewal	2	Ea.	2	\$190,396	212701 GOB
The Exterior Metal Cooling Tower Is Damaged And Requires Replacement	Capital Renewal	1	Ea.	2	\$63,096	212708 GOB
Controls Are Inadequate And Should Be Replaced With DDC Controls	Capital Renewal	23,762	SF	3	\$99,372	212697 GOB
Controls Are Inadequate And Should Be Replaced With DDC Controls	Capital Renewal	23,762	SF	3	\$35,231	212732 GOB
Duct Heater Requires Replacement	Capital Renewal	5	Ea.	3	\$25,609	212707 GOB
Exhaust Fan Ventilation Requires Replacement	Capital Renewal	3	Ea.	3	\$6,201	212710 GOB
Small HVAC Circulating Pump Requires Replacement	Deferred Maintenance	1	Ea.	3	\$7,960	212706 GOB
Test And Balancing Required	Deferred Maintenance	23,762	SF	3	\$32,597	212695 GOB
The Air Handler HVAC Component Requires Replacement	Capital Renewal	4	Ea.	3	\$220,238	212700 GOB
The Air Handler HVAC Component Requires Replacement	Capital Renewal	2	Ea.	3	\$110,119	212731 GOB
The Fan Coil (Chilled Water) HVAC Component Requires Replacement	Capital Renewal	4	Ea.	3	\$17,111	212729 GOB
Sub Total for System		11	items		\$807,931	

Electrical

Deficiency	Category	Qty	UoM	Priority	Repair Cost	ID
Room has insufficient electrical outlets.	Educational Adequacy	110	Ea.	3	\$40,236	Rollup
The 1 X 4 Interior Fluorescent Light Fixture Requires Replacement	Capital Renewal	175	Ea.	3	\$61,912	212294
The 2 X 2 Interior Fluorescent Lighting Requires Replacement	Capital Renewal	36	Ea.	3	\$12,865	212296
The 2 X 4 Interior Fluorescent Lighting Requires Replacement	Capital Renewal	120	Ea.	3	\$65,851	212300
Room does not have tamper-proof light switching.	Educational Adequacy	1	Ea.	5	\$486	Rollup
Room lacks controls to partially dim lights.	Educational Adequacy	1	Ea.	5	\$779	Rollup
Sub Total for System		6	items		\$182,129	

Plumbing

Deficiency	Category	Qty	UoM	Priority	Repair Cost	ID
The Toilets Plumbing Fixtures Require Replacement	Capital Renewal	4	Ea.	2	\$8,944	212693
The Water Heater Plumbing Fixtures Are Damaged And Should Be Replaced	Capital Renewal	1	Ea.	2	\$2,627	212690
Prep room lacks a sink.	Educational Adequacy	1	Ea.	3	\$4,450	Rollup
The Rest Room Lavatories Plumbing Fixtures Require Replacement	Capital Renewal	10	Ea.	3	\$24,418	212692
The Custodial Mop Or Service Sink Requires Replacement	Deferred Maintenance	2	Ea.	4	\$3,341	212691
Room lacks a drinking fountain.	Educational Adequacy	1	Ea.	5	\$959	Rollup
Sub Total for System		6	items		\$44,738	

Fire and Security

Deficiency	Category	Qty	UoM	Priority	Repair Cost	ID
Install Fire Sprinklers	Code Compliance	23,762	SF	1	\$203,246	212694 GOB

Rev 1 Sept 2014
M•A•P•P•S ©, Jacobs 2014

Pompano Beach Elementary School 0751
Page 4 of 12

Broward County Public Schools

School Deficiency Listing

9/2/2014 9:45 AM

0751	Pompano Beach Elementary School
-------------	--

Building: 02 - Building 2

Sub Total for System 1 items \$203,246

Technology

Deficiency	Category	Qty	UoM	Priority	Repair Cost	ID
Room has insufficient dataports.	Educational Adequacy	48	Ea.	2	\$8,304	Rollup GOB
Room lacks Fixed Projector	Educational Adequacy	6	Ea.	2	\$22,105	Rollup
Room lacks Interactive White Board	Educational Adequacy	5	Ea.	2	\$13,608	Rollup
The Computer Closet Requires Fiber Optic Access to CER	Functional Deficiency	400	LF	2	\$9,000	Rollup
Sub Total for System		4	items		\$53,017	

Specialties

Deficiency	Category	Qty	UoM	Priority	Repair Cost	ID
Room lacks the required demonstration table.	Educational Adequacy	1	Ea.	3	\$7,463	Rollup
Sub Total for System		1	items		\$7,463	
Sub Total for Building 02 - Building 2		41	items		\$1,927,932	

Building: 03 - Media Center (Recommended for Replacement)

Deficiency	Category	Qty	UoM	Priority	Repair Cost	ID
The Exterior Security Camera Is Damaged And Should Be Repaired	Deferred Maintenance	2	Ea.	2	\$927	212322
Sub Total for System		0	items		\$927	

Site

Deficiency	Category	Qty	UoM	Priority	Repair Cost	ID
The Canopy Lighting Requires Replacement	Deferred Maintenance	9	Ea.	2	\$17,729	212315
The Canopy Lighting Requires Replacement	Deferred Maintenance	1	Ea.	2	\$1,970	212317
Sub Total for System		2	items		\$19,699	

Roofing

Deficiency	Category	Qty	UoM	Priority	Repair Cost	ID
Reroofing with new Decking Required (Broward CPS)	Capital Renewal	7,237	SF	2	\$91,715	224169
The Roof Requires Cleaning	Deferred Maintenance	650	SF	4	\$8,078	224168
Sub Total for System		2	items		\$99,793	

Interior

Deficiency	Category	Qty	UoM	Priority	Repair Cost	ID
Classroom doors lack appropriate signs.	Educational Adequacy	1	Ea.	3	\$171	Rollup
The Carpet Flooring Requires Replacement	Capital Renewal	6,347	SF	3	\$65,564	212782
Room has insufficient tackboard area.	Educational Adequacy	1	Ea.	4	\$385	Rollup
Room lacks appropriate amount of teacher storage.	Educational Adequacy	26	Ea.	4	\$15,725	Rollup
Room lacks appropriate sound control.	Educational Adequacy	1,241	SF	4	\$38,923	Rollup
Sub Total for System		5	items		\$120,768	

Mechanical

Deficiency	Category	Qty	UoM	Priority	Repair Cost	ID
The Exterior Air Handler Is Damaged And Requires Replacement	Capital Renewal	2	Ea.	2	\$270,946	212663
Controls Are Inadequate And Should Be Replaced With DDC Controls	Capital Renewal	7,053	SF	3	\$30,725	212671
Duct Heater Requires Replacement	Capital Renewal	2	Ea.	3	\$10,671	212675
Test And Balancing Required	Deferred Maintenance	7,053	SF	3	\$10,104	212669

Broward County Public Schools

School Deficiency Listing

9/2/2014 9:45 AM

0751	Pompano Beach Elementary School
-------------	--

Building: 03 - Media Center (Recommended for Replacement)

Mechanical

Deficiency	Category	Qty	UoM	Priority	Repair Cost	ID
The Air Handler HVAC Component Requires Replacement	Capital Renewal	2	Ea.	3	\$114,711	212673
Sub Total for System		5	items		\$437,157	

Electrical

Deficiency	Category	Qty	UoM	Priority	Repair Cost	ID
Room has insufficient electrical outlets.	Educational Adequacy	2	Ea.	3	\$731	Rollup
The 1 X 4 Interior Fluorescent Light Fixture Requires Replacement	Capital Renewal	15	Ea.	3	\$5,307	212324
The 2 X 2 Interior Fluorescent Lighting Requires Replacement	Capital Renewal	28	Ea.	3	\$10,006	212327
The 2 X 4 Interior Fluorescent Lighting Requires Replacement	Capital Renewal	70	Ea.	3	\$39,398	212329
The Incandescent Lighting Is Damaged And Should Be Replaced	Capital Renewal	9	Ea.	3	\$3,498	212420
Room does not have tamper-proof light switching.	Educational Adequacy	1	Ea.	5	\$486	Rollup
Sub Total for System		6	items		\$59,425	

Plumbing

Deficiency	Category	Qty	UoM	Priority	Repair Cost	ID
The Toilets Plumbing Fixtures Require Replacement	Capital Renewal	2	Ea.	2	\$4,472	212686
The Water Heater Plumbing Fixtures Are Damaged And Should Be Replaced	Capital Renewal	1	Ea.	2	\$2,627	212679
The Rest Room Lavatories Plumbing Fixtures Require Replacement	Capital Renewal	2	Ea.	3	\$4,884	212684
The Custodial Mop Or Service Sink Requires Replacement	Deferred Maintenance	1	Ea.	4	\$1,671	212681
Sub Total for System		4	items		\$13,653	

Fire and Security

Deficiency	Category	Qty	UoM	Priority	Repair Cost	ID
Install Fire Sprinklers	Code Compliance	7,053	SF	1	\$62,842	212687
Sub Total for System		1	items		\$62,842	

Technology

Deficiency	Category	Qty	UoM	Priority	Repair Cost	ID
Room lacks Fixed Projector	Educational Adequacy	1	Ea.	2	\$3,684	Rollup
Room lacks Interactive White Board	Educational Adequacy	1	Ea.	2	\$2,722	Rollup
The Computer Closet Requires Fiber Optic Access to CER	Functional Deficiency	400	LF	2	\$9,000	Rollup
Room lacks access to video distribution.	Educational Adequacy	1	Ea.	5	\$665	Rollup
Sub Total for System		4	items		\$16,071	

Other

Deficiency	Category	Qty	UoM	Priority	Repair Cost	ID
Building Needs to be Replaced	New Construction	7,053	SF	1	\$1,199,899	314846 GOB
Sub Total for System		1	items		\$1,199,899	
Sub Total for Building 03 - Media Center (Recommended for Replacement)		30	items		\$2,030,235	

Building: 04 - Classroom

Deficiency	Category	Qty	UoM	Priority	Repair Cost	ID
The Exterior Security Camera Is Damaged And Should Be Repaired	Deferred Maintenance	2	Ea.	2	\$927	212339
Sub Total for System		0	items		\$927	

Site

Deficiency	Category	Qty	UoM	Priority	Repair Cost	ID
The Canopy Lighting Requires Replacement	Deferred Maintenance	13	Ea.	2	\$25,609	212334 GOB

Broward County Public Schools

School Deficiency Listing

9/2/2014 9:45 AM

0751	Pompano Beach Elementary School
-------------	--

Building: 04 - Classroom

Site

Deficiency	Category	Qty	UoM	Priority	Repair Cost	ID
The Canopy Lighting Requires Replacement	Deferred Maintenance	11	Ea.	2	\$21,669	212336 GOB
Sub Total for System		2	items		\$47,278	

Roofing

Deficiency	Category	Qty	UoM	Priority	Repair Cost	ID
Reroofing with new Decking Required (Broward CPS)	Capital Renewal	12,342	SF	2	\$150,170	224171 GOB
The Roof Requires Cleaning	Deferred Maintenance	400	SF	4	\$4,971	224170
Sub Total for System		2	items		\$155,141	

Interior

Deficiency	Category	Qty	UoM	Priority	Repair Cost	ID
Classroom doors lack appropriate signs.	Educational Adequacy	9	Ea.	3	\$1,540	Rollup
Room has insufficient writing area.	Educational Adequacy	9	Ea.	3	\$9,347	Rollup
Room has insufficient tackboard area.	Educational Adequacy	19	Ea.	4	\$7,322	Rollup
Room lacks appropriate amount of teacher storage.	Educational Adequacy	12	Ea.	4	\$7,258	Rollup
Interior Gypboard Walls Require Repainting	Deferred Maintenance	14,000	SF Wall	5	\$46,277	212776
Sub Total for System		5	items		\$71,744	

Mechanical

Deficiency	Category	Qty	UoM	Priority	Repair Cost	ID
Controls Are Inadequate And Should Be Replaced With DDC Controls	Capital Renewal	12,487	SF	3	\$52,220	212632 GOB
Electric Unit Heater Requires Replacement	Capital Renewal	9	Ea.	3	\$18,255	212653 GOB
Test And Balancing Required	Deferred Maintenance	12,487	SF	3	\$17,173	212631 GOB
The Fan Coil (Chilled Water) HVAC Component Requires Replacement	Capital Renewal	9	Ea.	3	\$17,660	212633 GOB
Sub Total for System		4	items		\$105,308	

Electrical

Deficiency	Category	Qty	UoM	Priority	Repair Cost	ID
Room has insufficient electrical outlets.	Educational Adequacy	56	Ea.	3	\$20,484	Rollup
The 1 X 4 Interior Fluorescent Light Fixture Requires Replacement	Capital Renewal	380	Ea.	3	\$134,437	212340
The 2 X 4 Interior Fluorescent Lighting Requires Replacement	Capital Renewal	25	Ea.	3	\$14,071	212341
Sub Total for System		3	items		\$168,992	

Plumbing

Deficiency	Category	Qty	UoM	Priority	Repair Cost	ID
The Class Room Lavatories Plumbing Fixtures Require Replacement	Capital Renewal	9	Ea.	2	\$18,606	212635
The Water Heater Plumbing Fixtures Are Damaged And Should Be Replaced	Capital Renewal	1	Ea.	2	\$2,627	212634
The Rest Room Lavatories Plumbing Fixtures Require Replacement	Capital Renewal	9	Ea.	3	\$21,976	212638
The Custodial Mop Or Service Sink Requires Replacement	Deferred Maintenance	1	Ea.	4	\$1,671	212636
Sub Total for System		4	items		\$44,879	

Fire and Security

Deficiency	Category	Qty	UoM	Priority	Repair Cost	ID
Install Fire Sprinklers	Code Compliance	12,487	SF	1	\$106,806	212641 GOB
Sub Total for System		1	items		\$106,806	

Technology

Deficiency	Category	Qty	UoM	Priority	Repair Cost	ID
Room has insufficient dataports.	Educational Adequacy	22	Ea.	2	\$3,806	Rollup GOB

Broward County Public Schools

School Deficiency Listing

9/2/2014 9:45 AM

0751	Pompano Beach Elementary School
-------------	--

Building: 04 - Classroom

Technology

Deficiency	Category	Qty	UoM	Priority	Repair Cost	ID
Room lacks Fixed Projector	Educational Adequacy	3	Ea.	2	\$11,053	Rollup
Room lacks Interactive White Board	Educational Adequacy	4	Ea.	2	\$10,887	Rollup
The Computer Closet Requires Fiber Optic Access to C&ER	Functional Deficiency	800	LF	2	\$17,999	Rollup
Sub Total for System		4	items		\$43,745	

Specialties

Deficiency	Category	Qty	UoM	Priority	Repair Cost	ID
Room does not have sufficient cubbies.	Educational Adequacy	52	Ea.	5	\$2,167	Rollup
Room has an insufficient number of coat hooks.	Educational Adequacy	48	Ea.	5	\$556	Rollup
Sub Total for System		2	items		\$2,723	
Sub Total for Building 04 - Classroom		27	items		\$747,543	

Building: 05 - Classroom

Site

Deficiency	Category	Qty	UoM	Priority	Repair Cost	ID
The Canopy Lighting Requires Replacement	Deferred Maintenance	13	Ea.	2	\$25,609	212448 GOB
Sub Total for System		1	items		\$25,609	

Roofing

Deficiency	Category	Qty	UoM	Priority	Repair Cost	ID
Reroofing with new Decking Required (Broward CPS)	Capital Renewal	13,524	SF	2	\$164,551	224173 GOB
The Roof Requires Cleaning	Deferred Maintenance	300	SF	4	\$3,729	224172
Sub Total for System		2	items		\$168,280	

Interior

Deficiency	Category	Qty	UoM	Priority	Repair Cost	ID
Classroom doors lack appropriate signs.	Educational Adequacy	9	Ea.	3	\$1,540	Rollup
Room has insufficient writing area.	Educational Adequacy	6	Ea.	3	\$6,231	Rollup
Room has insufficient tackboard area.	Educational Adequacy	36	Ea.	4	\$13,873	Rollup
Interior Gypboard Walls Require Repainting	Deferred Maintenance	14,000	SF Wall	5	\$46,277	212775
Sub Total for System		4	items		\$67,921	

Mechanical

Deficiency	Category	Qty	UoM	Priority	Repair Cost	ID
Controls Are Inadequate And Should Be Replaced With DDC Controls	Capital Renewal	13,318	SF	3	\$55,695	212611 GOB
Electric Unit Heater Requires Replacement	Capital Renewal	9	Ea.	3	\$18,255	212624 GOB
Test And Balancing Required	Deferred Maintenance	13,318	SF	3	\$18,316	212609 GOB
The Fan Coil (Chilled Water) HVAC Component Requires Replacement	Capital Renewal	9	Ea.	3	\$17,660	212613 GOB
Sub Total for System		4	items		\$109,926	

Electrical

Deficiency	Category	Qty	UoM	Priority	Repair Cost	ID
The 1 X 4 Interior Fluorescent Light Fixture Requires Replacement	Capital Renewal	370	Ea.	3	\$130,899	212343
The 2 X 4 Interior Fluorescent Lighting Requires Replacement	Capital Renewal	18	Ea.	3	\$10,131	212345
Sub Total for System		2	items		\$141,030	

Plumbing

Deficiency	Category	Qty	UoM	Priority	Repair Cost	ID
------------	----------	-----	-----	----------	-------------	----

Broward County Public Schools

School Deficiency Listing

9/2/2014 9:45 AM

0751	Pompano Beach Elementary School
-------------	--

Building: 05 - Classroom

Plumbing

Deficiency	Category	Qty	UoM	Priority	Repair Cost	ID
The Class Room Lavatories Plumbing Fixtures Require Replacement	Capital Renewal	8	Ea.	2	\$16,538	212617
The Toilets Plumbing Fixtures Require Replacement	Capital Renewal	9	Ea.	2	\$20,124	212622
The Water Heater Plumbing Fixtures Are Damaged And Should Be Replaced	Capital Renewal	1	Ea.	2	\$2,627	212616
The Rest Room Lavatories Plumbing Fixtures Require Replacement	Capital Renewal	9	Ea.	3	\$21,976	212620
The Custodial Mop Or Service Sink Requires Replacement	Deferred Maintenance	1	Ea.	4	\$1,671	212619
Sub Total for System		5	items		\$62,935	

Fire and Security

Deficiency	Category	Qty	UoM	Priority	Repair Cost	ID
Install Fire Sprinklers	Code Compliance	13,318	SF	1	\$113,914	212623 GOB
Sub Total for System		1	items		\$113,914	

Technology

Deficiency	Category	Qty	UoM	Priority	Repair Cost	ID
Room lacks Fixed Projector	Educational Adequacy	9	Ea.	2	\$33,158	Rollup
Room lacks Interactive White Board	Educational Adequacy	6	Ea.	2	\$16,330	Rollup
The Computer Closet Requires Fiber Optic Access to CER	Functional Deficiency	400	LF	2	\$9,000	Rollup
Sub Total for System		3	items		\$58,488	

Specialties

Deficiency	Category	Qty	UoM	Priority	Repair Cost	ID
Room does not have sufficient cubbies.	Educational Adequacy	26	Ea.	5	\$1,083	Rollup
Room has an insufficient number of coat hooks.	Educational Adequacy	216	Ea.	5	\$2,504	Rollup
Sub Total for System		2	items		\$3,587	
Sub Total for Building 05 - Classroom		24	items		\$751,691	

Building: 06 - Classroom

Site

Deficiency	Category	Qty	UoM	Priority	Repair Cost	ID
The Canopy Lighting Requires Replacement	Deferred Maintenance	7	Ea.	2	\$13,789	212350 GOB
The Canopy Lighting Requires Replacement	Deferred Maintenance	2	Ea.	2	\$3,940	212351 GOB
The Canopy Lighting Is Damaged And Should Be Repaired	Deferred Maintenance	2	Ea.	4	\$1,388	212352
Sub Total for System		3	items		\$19,118	

Roofing

Deficiency	Category	Qty	UoM	Priority	Repair Cost	ID
Reroofing with new Decking Required (Broward CPS)	Capital Renewal	9,238	SF	2	\$112,402	224175 GOB
The Roof Requires Cleaning	Deferred Maintenance	150	SF	4	\$1,864	224174
Sub Total for System		2	items		\$114,266	

Interior

Deficiency	Category	Qty	UoM	Priority	Repair Cost	ID
Classroom doors lack appropriate signs.	Educational Adequacy	6	Ea.	3	\$1,026	Rollup
Room has insufficient writing area.	Educational Adequacy	2	Ea.	3	\$2,077	Rollup
Room has insufficient tackboard area.	Educational Adequacy	24	Ea.	4	\$9,249	Rollup
Interior Gypboard Walls Require Repainting	Deferred Maintenance	14,000	SF Wall	5	\$46,277	212770

Broward County Public Schools

School Deficiency Listing

9/2/2014 9:45 AM

0751	Pompano Beach Elementary School
-------------	--

Building: 06 - Classroom

Interior

Deficiency	Category	Qty	UoM	Priority	Repair Cost	ID
Interior Walls Require Repainting	Deferred Maintenance	10,837	SF Wall	5	\$30,981	212771
Sub Total for System		5	items		\$89,611	

Mechanical

Deficiency	Category	Qty	UoM	Priority	Repair Cost	ID
Complete HVAC System Wide Replacement	Capital Renewal	9,127	SF	2	\$302,699	212522 GOB
Sub Total for System		1	items		\$302,699	

Electrical

Deficiency	Category	Qty	UoM	Priority	Repair Cost	ID
The 1 X 4 Interior Fluorescent Light Fixture Requires Replacement	Capital Renewal	280	Ea.	3	\$99,059	212347
The 2 X 4 Interior Fluorescent Lighting Requires Replacement	Capital Renewal	15	Ea.	3	\$8,442	212348
Sub Total for System		2	items		\$107,501	

Plumbing

Deficiency	Category	Qty	UoM	Priority	Repair Cost	ID
The Class Room Lavatories Plumbing Fixtures Require Replacement	Capital Renewal	6	Ea.	2	\$12,404	212531
The Toilets Plumbing Fixtures Require Replacement	Capital Renewal	6	Ea.	2	\$13,416	212534
The Water Heater Plumbing Fixtures Are Damaged And Should Be Replaced	Capital Renewal	1	Ea.	2	\$2,627	212530
The Rest Room Lavatories Plumbing Fixtures Require Replacement	Capital Renewal	6	Ea.	3	\$14,651	212533
The Custodial Mop Or Service Sink Requires Replacement	Deferred Maintenance	1	Ea.	4	\$1,671	212532
Sub Total for System		5	items		\$44,768	

Fire and Security

Deficiency	Category	Qty	UoM	Priority	Repair Cost	ID
Install Fire Sprinklers	Code Compliance	9,127	SF	1	\$78,067	212536 GOB
Sub Total for System		1	items		\$78,067	

Technology

Deficiency	Category	Qty	UoM	Priority	Repair Cost	ID
Room lacks Fixed Projector	Educational Adequacy	6	Ea.	2	\$22,105	Rollup
Room lacks Interactive White Board	Educational Adequacy	4	Ea.	2	\$10,887	Rollup
The Computer Closet Requires Fiber Optic Access to CER	Functional Deficiency	400	LF	2	\$9,000	Rollup
Sub Total for System		3	items		\$41,992	

Specialties

Deficiency	Category	Qty	UoM	Priority	Repair Cost	ID
Room has an insufficient number of coat hooks.	Educational Adequacy	144	Ea.	5	\$1,669	Rollup
Sub Total for System		1	items		\$1,669	
Sub Total for Building 06 - Classroom		23	items		\$799,690	

Building: 08 - Physical Ed

Deficiency	Category	Qty	UoM	Priority	Repair Cost	ID
The Exterior Security Camera Is Damaged And Should Be Repaired	Deferred Maintenance	2	Ea.	2	\$927	212361
Sub Total for System		0	items		\$927	

Site

Deficiency	Category	Qty	UoM	Priority	Repair Cost	ID
The Canopy Lighting Requires Replacement	Deferred Maintenance	4	Ea.	2	\$7,880	212357 GOB
Sub Total for System		1	items		\$7,880	

Broward County Public Schools

School Deficiency Listing

9/2/2014 9:45 AM

0751	Pompano Beach Elementary School
-------------	--

Building: 08 - Physical Ed

Roofing

Deficiency	Category	Qty	UoM	Priority	Repair Cost	ID
Reroofing with new Decking Required (Broward CPS)	Capital Renewal	1,440	SF	2	\$17,521	224176 GOB
Sub Total for System		1	items		\$17,521	

Interior

Deficiency	Category	Qty	UoM	Priority	Repair Cost	ID
Classroom Door Requires Vision Panel	Educational Adequacy	1	Ea.	3	\$373	Rollup
Classroom doors lack appropriate signs.	Educational Adequacy	2	Ea.	3	\$342	Rollup
Room lacks appropriate amount of teacher storage.	Educational Adequacy	2	Ea.	4	\$1,210	Rollup
Room lacks appropriate sound control.	Educational Adequacy	903	SF	4	\$28,321	Rollup
Sub Total for System		4	items		\$30,246	

Mechanical

Deficiency	Category	Qty	UoM	Priority	Repair Cost	ID
The Window AC Unit Component Requires Replacement	Capital Renewal	1	Ea.	3	\$2,123	212510 GOB
Sub Total for System		1	items		\$2,123	

Electrical

Deficiency	Category	Qty	UoM	Priority	Repair Cost	ID
Room has insufficient electrical outlets.	Educational Adequacy	10	Ea.	3	\$3,658	Rollup
The 1 X 4 Interior Fluorescent Light Fixture Requires Replacement	Capital Renewal	8	Ea.	3	\$2,830	212353
The 2 X 4 Interior Fluorescent Lighting Requires Replacement	Capital Renewal	5	Ea.	3	\$2,814	212354
Room does not have tamper-proof light switching.	Educational Adequacy	1	Ea.	5	\$486	Rollup
Sub Total for System		4	items		\$9,788	

Plumbing

Deficiency	Category	Qty	UoM	Priority	Repair Cost	ID
The Toilets Plumbing Fixtures Require Replacement	Capital Renewal	2	Ea.	2	\$4,472	212505
The Rest Room Lavatories Plumbing Fixtures Require Replacement	Capital Renewal	2	Ea.	3	\$4,884	212503
Sub Total for System		2	items		\$9,356	

Fire and Security

Deficiency	Category	Qty	UoM	Priority	Repair Cost	ID
Install Fire Sprinklers	Code Compliance	2,065	SF	1	\$17,663	212507 GOB
Sub Total for System		1	items		\$17,663	

Technology

Deficiency	Category	Qty	UoM	Priority	Repair Cost	ID
Room lacks Fixed Projector	Educational Adequacy	1	Ea.	2	\$3,684	Rollup
The Computer Closet Requires Fiber Optic Access to CER	Functional Deficiency	400	LF	2	\$9,000	Rollup
Sub Total for System		2	Items		\$12,684	
Sub Total for Building 08 - Physical Ed		16	items		\$108,187	

Building: 09 - Storage

Roofing

Deficiency	Category	Qty	UoM	Priority	Repair Cost	ID
Reroofing with new Decking Required (Broward CPS)	Capital Renewal	500	SF	2	\$6,084	224177 GOB
Sub Total for System		1	items		\$6,084	

Electrical

Deficiency	Category	Qty	UoM	Priority	Repair Cost	ID
The Incandescent Lighting Is Damaged And Should Be Replaced	Capital Renewal	2	Ea.	3	\$777	212364

Broward County Public Schools

School Deficiency Listing

9/2/2014 9:45 AM

0751	Pompano Beach Elementary School
-------------	--

Building: 09 - Storage

Sub Total for System	1 items	\$777
Sub Total for Building 09 - Storage	2 items	\$6,861

Building: 10 - Physical Ed

Interior

Deficiency	Category	Qty	UoM	Priority	Repair Cost	ID
Classroom Door Requires Vision Panel	Educational Adequacy	1	Ea.	3	\$373	Rollup
Classroom doors lack appropriate signs.	Educational Adequacy	1	Ea.	3	\$171	Rollup
Room lacks appropriate amount of teacher storage.	Educational Adequacy	2	Ea.	4	\$1,210	Rollup
Room lacks appropriate sound control.	Educational Adequacy	672	SF	4	\$21,077	Rollup
Sub Total for System		4 items			\$22,831	

Electrical

Deficiency	Category	Qty	UoM	Priority	Repair Cost	ID
Room has insufficient electrical outlets.	Educational Adequacy	10	Ea.	3	\$3,658	Rollup
Room does not have tamper-proof light switching.	Educational Adequacy	1	Ea.	5	\$486	Rollup
Sub Total for System		2 items			\$4,144	

Technology

Deficiency	Category	Qty	UoM	Priority	Repair Cost	ID
Room lacks Fixed Projector	Educational Adequacy	1	Ea.	2	\$3,684	Rollup
Sub Total for System		1 items			\$3,684	
Sub Total for Building 10 - Physical Ed		7 items			\$30,659	
Total for Permanent Buildings		219 items			\$8,847,370	
Total for Portable Buildings					\$0	
Total for Campus					\$8,847,370	

2.4.4 MAPPS Deficiency Data

1	2	3	4	5	6	7	8	9	10	11	12	13	14	15	16	17	18	19	20	21	22	23	24	25	26
Def Aves ID	Site Name	Building Number	Building Name	Deficiency Description	Dr/Note	System ID	System Name	Uniformat Description	Category Description	Priority	Priority Description	Quantity	Unit	FTL Cost											
212276	Pompano Beach Elementary School	01	Building 1	The Canopy Lighting Requires Replacement		7	Electrical	Flood Lighting	Deferred Maintenance	2	Indirect Impact to Mission (1 Year)	11	Ea.	\$21,069											
212278	Pompano Beach Elementary School	01	Building 1	The Canopy Lighting Requires Replacement		7	Electrical	Flood Lighting	Deferred Maintenance	2	Indirect Impact to Mission (1 Year)	40	Ea.	\$78,799											
212288	Pompano Beach Elementary School	02	Building 2	The Canopy Lighting Requires Replacement		7	Electrical	Flood Lighting	Deferred Maintenance	2	Indirect Impact to Mission (1 Year)	24	Ea.	\$44,271											
212290	Pompano Beach Elementary School	02	Building 2	The Canopy Lighting Requires Replacement		7	Electrical	Flood Lighting	Deferred Maintenance	2	Indirect Impact to Mission (1 Year)	2	Ea.	\$3,940											
212336	Pompano Beach Elementary School	04	Classroom	The Canopy Lighting Requires Replacement		7	Electrical	Flood Lighting	Deferred Maintenance	2	Indirect Impact to Mission (1 Year)	11	Ea.	\$21,069											
212350	Pompano Beach Elementary School	06	Classroom	The Canopy Lighting Requires Replacement		7	Electrical	Flood Lighting	Deferred Maintenance	2	Indirect Impact to Mission (1 Year)	7	Ea.	\$13,780											
212351	Pompano Beach Elementary School	08	Classroom	The Canopy Lighting Requires Replacement		7	Electrical	Flood Lighting	Deferred Maintenance	2	Indirect Impact to Mission (1 Year)	2	Ea.	\$3,940											
212507	Pompano Beach Elementary School	08	Physical Ed	Initial Fire Sprinklers		9	Fire and Security	Water-Based Fire-Suppression	Code Compliance	2002	Mission Critical Concerns	2002	SF	\$17,062											
212510	Pompano Beach Elementary School	08	Physical Ed	The Window AC Unit Component Requires Replacement		6	Mechanical	Decentralized Cooling	Capital Renewal	3	Short Term Conditions (2-3 Years)	1	Ea.	\$2,123											
212522	Pompano Beach Elementary School	06	Classroom	The Fan Coil (Chilled Water) HVAC Component Requires Replacement		6	Mechanical	Specialized Cooling	Capital Renewal	2	Indirect Impact to Mission (1 Year)	9127	SF	\$302,099											
212536	Pompano Beach Elementary School	06	Classroom	Initial Fire Sprinklers		9	Fire and Security	Water-Based Fire-Suppression	Code Compliance	2002	Mission Critical Concerns	9127	SF	\$17,062											
212609	Pompano Beach Elementary School	05	Classroom	Final And Balancing Required		6	Mechanical	Decentralized Cooling	Deferred Maintenance	3	Short Term Conditions (2-3 Years)	13319	SF	\$18,316											
212611	Pompano Beach Elementary School	05	Classroom	Controls Are Inadequate And Should Be Replaced With DDC Controls		6	Mechanical	Decentralized Cooling	Capital Renewal	3	Short Term Conditions (2-3 Years)	13319	SF	\$55,695											
212613	Pompano Beach Elementary School	05	Classroom	The Fan Coil (Chilled Water) HVAC Component Requires Replacement		6	Mechanical	Specialized Cooling	Capital Renewal	3	Short Term Conditions (2-3 Years)	9	Ea.	\$17,060											
212623	Pompano Beach Elementary School	05	Classroom	Initial Fire Sprinklers		9	Fire and Security	Water-Based Fire-Suppression	Code Compliance	2002	Mission Critical Concerns	13319	SF	\$17,062											
212624	Pompano Beach Elementary School	05	Classroom	Electric Unit Heater Replacement		6	Mechanical	Decentralized Heating Equipment	Capital Renewal	3	Short Term Conditions (2-3 Years)	9	Ea.	\$18,255											
212631	Pompano Beach Elementary School	04	Classroom	Final And Balancing Required		6	Mechanical	Decentralized Cooling	Deferred Maintenance	3	Short Term Conditions (2-3 Years)	12487	SF	\$17,175											
212632	Pompano Beach Elementary School	04	Classroom	Controls Are Inadequate And Should Be Replaced With DDC Controls		6	Mechanical	Decentralized Cooling	Capital Renewal	3	Short Term Conditions (2-3 Years)	12487	SF	\$52,220											
212633	Pompano Beach Elementary School	04	Classroom	The Fan Coil (Chilled Water) HVAC Component Requires Replacement	983.5-31.51onAC	6	Mechanical	Specialized Cooling	Capital Renewal	3	Short Term Conditions (2-3 Years)	9	Ea.	\$17,060											
212641	Pompano Beach Elementary School	04	Classroom	Initial Fire Sprinklers		9	Fire and Security	Water-Based Fire-Suppression	Code Compliance	2002	Mission Critical Concerns	12487	SF	\$17,062											
212653	Pompano Beach Elementary School	04	Classroom	Electric Unit Heater Replacement		6	Mechanical	Decentralized Heating Equipment	Capital Renewal	3	Short Term Conditions (2-3 Years)	9	Ea.	\$18,255											
212654	Pompano Beach Elementary School	02	Building 2	Initial Fire Sprinklers		9	Fire and Security	Water-Based Fire-Suppression	Code Compliance	2002	Mission Critical Concerns	23762	SF	\$203,246											
212655	Pompano Beach Elementary School	02	Building 2	Final And Balancing Required		6	Mechanical	Decentralized Cooling	Deferred Maintenance	3	Short Term Conditions (2-3 Years)	23762	SF	\$32,399											
212657	Pompano Beach Elementary School	02	Building 2	Controls Are Inadequate And Should Be Replaced With DDC Controls		6	Mechanical	Decentralized Cooling	Capital Renewal	3	Short Term Conditions (2-3 Years)	23762	SF	\$89,372											
212700	Pompano Beach Elementary School	02	Building 2	The Air Handler HVAC Component Requires Replacement		6	Mechanical	Decentralized Cooling	Capital Renewal	3	Short Term Conditions (2-3 Years)	4	Ea.	\$220,239											
212701	Pompano Beach Elementary School	02	Building 2	The Window AC Component Is Damaged And Requires Replacement		6	Mechanical	Central Cooling	Capital Renewal	2	Indirect Impact to Mission (1 Year)	2	Ea.	\$190,396											
212706	Pompano Beach Elementary School	02	Building 2	Small HVAC Circulating Pump Requires Replacement		6	Mechanical	Decentralized Cooling	Deferred Maintenance	3	Short Term Conditions (2-3 Years)	1	Ea.	\$7,360											

Deficiency Data Grid
Thursday, October 22,
2015 7:24:40 AM

1	2	3	4	5	6	7	8	9	10	11	12	13	14	15	16	17	18	19	20	21	22	23	24	25	26	27	28	29	30
Def ID	Site Name	Building Number	Building Name	Deficiency Description	Def Note	System ID	System Name	Uniformat Description	Category Description	Priority	Priority Description	Quantity	Unit	TTL Cost	GOB														
212707	Pompano Beach Elementary School	02	Building 2	Duct Heater Requires Replacement		8	Mechanical	Decentralized Heating Equipment	Capital Renewal	3	Short Term Conditions (2-3 Years)	3	Ea.	\$25,609	GOB														
212708	Pompano Beach Elementary School	02	Building 2	The Exterior Metal Cooling Tower Is Damaged And Requires Replacement		8	Mechanical	Central Cooling	Capital Renewal	2	Indirect Impact to Mission (1 Year)	1	Ea.	\$63,096	GOB														
212710	Pompano Beach Elementary School	02	Building 2	Exhaust Fan Ventilation System Requires Replacement		8	Mechanical	Decentralized Cooling	Capital Renewal	3	Short Term Conditions (2-3 Years)	3	Ea.	\$6,201	GOB														
212726	Pompano Beach Elementary School	02	Building 2	The Fan Coil (Chilled Water) HVAC Component Requires Replacement		8	Mechanical	Decentralized Cooling	Capital Renewal	3	Short Term Conditions (2-3 Years)	4	Ea.	\$17,111	GOB														
212731	Pompano Beach Elementary School	02	Building 2	The Air Handler HVAC Component Requires Replacement		8	Mechanical	Decentralized Cooling	Capital Renewal	3	Short Term Conditions (2-3 Years)	2	Ea.	\$110,119	GOB														
212732	Pompano Beach Elementary School	02	Building 2	Controls Are Inadequate And Should Be Replaced With DDC Controls		8	Mechanical	Decentralized Cooling	Capital Renewal	3	Short Term Conditions (2-3 Years)	23762	SF	\$35,231	GOB														
212733	Pompano Beach Elementary School	01	Building 1	Complete HVAC System Wide Replacement		8	Mechanical	Decentralized Cooling	Capital Renewal	2	Indirect Impact to Mission (1 Year)	13996	SF	\$469,864	GOB														
212734	Pompano Beach Elementary School	01	Building 1	Test And Balancing Required		8	Mechanical	Decentralized Cooling	Deferred Maintenance	3	Short Term Conditions (2-3 Years)	13996	SF	\$15,111	GOB														
212735	Pompano Beach Elementary School	01	Building 1	Controls Are Inadequate And Should Be Replaced With DDC Controls		8	Mechanical	Decentralized Cooling	Capital Renewal	3	Short Term Conditions (2-3 Years)	13996	SF	\$56,112	GOB														
212737	Pompano Beach Elementary School	01	Building 1	The Fan Coil (Chilled Water) HVAC Component Requires Replacement		8	Mechanical	Decentralized Cooling	Capital Renewal	3	Short Term Conditions (2-3 Years)	8	Ea.	\$15,698	GOB														
212738	Pompano Beach Elementary School	01	Building 1	Duct Heater Requires Replacement		8	Mechanical	Decentralized Heating Equipment	Capital Renewal	3	Short Term Conditions (2-3 Years)	1	Ea.	\$5,122	GOB														
212743	Pompano Beach Elementary School	01	Building 1	Install Fire Sprinklers		9	Fire and Security	Water-Based Fire-Suppression	Code Compliance	1	Mission Critical Concerns	13996	SF	\$118,839	GOB														
212754	Pompano Beach Elementary School	01	Building 1	Electric Unit Heater Requires Replacement		8	Mechanical	Decentralized Heating Equipment	Capital Renewal	3	Short Term Conditions (2-3 Years)	8	Ea.	\$15,226	GOB														
220867	Pompano Beach Elementary School			Entire Fire Alarm System Needs to be Replaced	Model: 4100 ES	9	Fire and Security	Fire Detection and Alarm	Capital Renewal	1	Mission Critical Concerns	1	LS	\$250,899	GOB														
224165	Pompano Beach Elementary School	01	Building 1	Renewing with new ceiling and (Broward CPS)		2	Roofing	Low-Slope Roofing	Capital Renewal	2	Indirect Impact to Mission (1 Year)	13996	SF	\$160,078	GOB														
224167	Pompano Beach Elementary School	02	Building 2	Decking Required (Broward CPS)		2	Roofing	Low-Slope Roofing	Capital Renewal	2	Indirect Impact to Mission (1 Year)	24463	SF	\$297,690	GOB														
224171	Pompano Beach Elementary School	04	Classroom	Renewing with new Decking Required (Broward CPS)		2	Roofing	Low-Slope Roofing	Capital Renewal	2	Indirect Impact to Mission (1 Year)	12342	SF	\$156,170	GOB														
224173	Pompano Beach Elementary School	05	Classroom	Renewing with new Decking Required (Broward CPS)		2	Roofing	Low-Slope Roofing	Capital Renewal	2	Indirect Impact to Mission (1 Year)	13924	SF	\$164,551	GOB														
224175	Pompano Beach Elementary School	06	Classroom	Renewing with new Decking Required (Broward CPS)		2	Roofing	Low-Slope Roofing	Capital Renewal	2	Indirect Impact to Mission (1 Year)	9239	SF	\$112,402	GOB														
224176	Pompano Beach Elementary School	08	Physical Ed	Renewing with new Decking Required (Broward CPS)		2	Roofing	Low-Slope Roofing	Capital Renewal	2	Indirect Impact to Mission (1 Year)	1440	SF	\$17,521	GOB														
224177	Pompano Beach Elementary School	09	Storage	Renewing with new Decking Required (Broward CPS)		2	Roofing	Low-Slope Roofing	Capital Renewal	2	Indirect Impact to Mission (1 Year)	509	SF	\$6,064	GOB														
225025	Pompano Beach Elementary School			CAT-6 wiring to VAP needs to be provided		10	Technology	Data Communications	Functional Deficiency	3	Short Term Conditions (2-3 Years)	43	Ea.	\$33,917	GOB														
313530	Pompano Beach Elementary School			School requires Wireless Access Point hardware		10	Technology	Communications	Functional Deficiency	2	Indirect Impact to Mission (1 Year)	1	LS	\$25,972	GOB														
313732	Pompano Beach Elementary School			School requires computers to close accessibility gap		10	Technology	Educational and Scientific Equipment	Functional Deficiency	2	Indirect Impact to Mission (1 Year)	1	LS	\$133,000	GOB														

Deficiency Data Grid
Thursday, October 22,
2015 7:24 AM

1	2	3	4	5	6	7	8	9	10	11	12	13	14	15	16	17	18	19	20	21	22	23	24	25	26	27	28	29
Def ID	Site Name	Building Number	Building Name	Deficiency Description	Def Note	System ID	System Name	Uniformat Description	Category Description	Priority	Priority Description	Quantity	Unit	TTL Cost	GOB													
314214	Pompano Beach Elementary School			School Selected Educational Adequacy Enhancement	Placeholder for School Selected Educational Enhancement.	26	Other	Educational Enhancement Improvements	Educational Adequacy	2	Indirect Impact to Mission (Year)	1	LS	\$100,000	GOB													
314523	Pompano Beach Elementary School			Aluminum Covered Walkways Require Replacement	Originally part of roof replacement deficiency. Pulled out separate to reflect covered walk canopy piling.	2	Roofing	Canopy Roofing	Capital Renewal	2	Indirect Impact to Mission (Year)	10288	SF	\$63,325	GOB													
314546	Pompano Beach Elementary School	03	Media Center (Replaces for Replacement)	Building Needs to be Replaced		26	Other	Educational Enhancement Improvements	New Construction	1	Mission Critical Concerns	7053	SF	\$1,199,899	GOB													

2.4.5 MAPPS Deficiency Detail

Broward County Public Schools

Deficiency Detail

290 Pompano Beach Elementary School

11/25/2015 1:39 PM

Location: **Pompano Beach ES->Bldg 1**

Deficiency:

Assess ID	212276	Surveyor/Update	Sherry Sims
Deficiency Code ID	E03-03		
Status	Estimated	FCI	Yes
Life Cycle	49375		

Deficiency **The Canopy Lighting Requires Replacement**

Category	Deferred Maintenance	System	Electrical
----------	----------------------	--------	------------

Priority	2-Indirect Impact to Mission (1 Year)	Functional Adequacy	Non Related
----------	---------------------------------------	---------------------	-------------

Correction	Replace Canopy Lighting	Quantity / UoM	
------------	-------------------------	----------------	--

Project(s) Note

Estimate:

Type	Number	Description	Qty	UoM	Price	Extension	
U	019313162545	Electrical facilities maintenance, remove and replace or maintain, replace other lighting parts	11	Ea.	77.50	\$853	
U	265633107830	Walkway luminaire, exterior, square 16", high pressure sodium, 100 Watt	11	Ea.	1,025.00	\$11,275	
Sub Total						\$12,128	
					Construction Adjustment	35%	4,184
Construction Cost						\$16,311	
					Adjustment Factor	0%	0
					Soft Cost Adjustment	52%	8,425
Total Estimated Amount						\$24,736	

Broward County Public Schools

290 Pompano Beach Elementary School

Location: **Pompano Beach ES->Bldg 1**

Deficiency:

Assess ID **212278** Surveyor/Update **Sherry Sims**
Defecency Code ID **E03-03**
Status **Estimated** FCI **Yes**
Life Cycle

Deficiency **The Canopy Lighting Requires Replacement**

Category **Deferred Maintenance** System **Electrical**

Priority **2-Indirect Impact to Mission (1 Year)** Functional Adequacy **Non Related**

Correction **Replace Canopy Lighting** Quantity / UoM

Project(s) Note

Estimate:

Type	Number	Description	Qty	UoM	Price	Extension	
U	019313162545	Electrical facilities maintenance, remove and replace or maintain, replace other lighting parts	40	Ea.	77.50	\$3,100	
U	265633107830	Walkway luminaire, exterior, square 16", high pressure sodium, 100 Watt	40	Ea.	1,025.00	\$41,000	
Sub Total						\$44,100	
					Construction Adjustment	35%	15,214
Construction Cost						\$59,314	
					Adjustment Factor	0%	0
					Soft Cost Adjustment	52%	30,636
Total Estimated Amount						\$89,950	

Broward County Public Schools

Deficiency Detail

290 Pompano Beach Elementary School

11/25/2015 1:39 PM

Location: **Pompano Beach ES->Bldg 2**

Deficiency:

Assess ID **212288** Surveyor/Update **Sherry Sims**
Deficiency Code ID **E03-03**
Status **Estimated** FCI **Yes**
Life Cycle **49438**

Deficiency **The Canopy Lighting Requires Replacement**

Category **Deferred Maintenance** System **Electrical**

Priority **2-Indirect Impact to Mission (1 Year)** Functional Adequacy **Non Related**

Correction **Replace Canopy Lighting** Quantity / UoM

Project(s) Note

Estimate:

Type	Number	Description	Qty	UoM	Price	Extension
U	019313162545	Electrical facilities maintenance, remove and replace or maintain, replace other lighting parts	24	Ea.	77.50	\$1,860
U	265633107830	Walkway luminaire, exterior, square 16", high pressure sodium, 100 Watt	24	Ea.	1,025.00	\$24,600
Sub Total						\$26,460
					Construction Adjustment	35% 9,129
Construction Cost						\$35,589
					Adjustment Factor	0% 0
					Soft Cost Adjustment	52% 18,382
Total Estimated Amount						\$53,970

Broward County Public Schools
290 Pompano Beach Elementary School

Deficiency Detail

11/25/2015 1:39 PM

Location: **Pompano Beach ES->Bldg 2**

Deficiency:

Assess ID	212290	Surveyor/Update	Sherry Sims
Deficiency Code ID	E03-03		
Status	Estimated	FCI	Yes
Life Cycle	49437		

Deficiency **The Canopy Lighting Requires Replacement**

Category	Deferred Maintenance	System	Electrical
----------	----------------------	--------	------------

Priority	2-Indirect Impact to Mission (1 Year)	Functional Adequacy	Non Related
----------	---------------------------------------	---------------------	-------------

Correction	Replace Canopy Lighting	Quantity / UoM	
------------	-------------------------	----------------	--

Project(s) Note

Estimate:

Type	Number	Description	Qty	UoM	Price	Extension	
U	019313162545	Electrical facilities maintenance, remove and replace or maintain, replace other lighting parts	2	Ea.	77.50	\$155	
U	265633107830	Walkway luminaire, exterior, square 16", high pressure sodium, 100 Watt	2	Ea.	1,025.00	\$2,050	
Sub Total						\$2,205	
					Construction Adjustment	35%	761
Construction Cost						\$2,966	
					Adjustment Factor	0%	0
					Soft Cost Adjustment	52%	1,532
Total Estimated Amount						\$4,498	

Broward County Public Schools

Deficiency Detail

290 Pompano Beach Elementary School

11/25/2015 1:39 PM

Location: **Pompano Beach ES->CR**

Deficiency:

Assess ID **212336** Surveyor/Update **Sherry Sims**
Deficiency Code ID **E03-03**
Status **Estimated** FCI **Yes**
Life Cycle **49530**

Deficiency **The Canopy Lighting Requires Replacement**

Category **Deferred Maintenance** System **Electrical**

Priority **2-Indirect Impact to Mission (1 Year)** Functional Adequacy **Non Related**

Correction **Replace Canopy Lighting** Quantity / UoM

Project(s) Note

Estimate:

Type	Number	Description	Qty	UoM	Price	Extension	
U	019313162545	Electrical facilities maintenance, remove and replace or maintain, replace other lighting parts	11	Ea.	77.50	\$853	
U	265633107830	Walkway luminaire, exterior, square 16", high pressure sodium, 100 Watt	11	Ea.	1,025.00	\$11,275	
Sub Total						\$12,128	
					Construction Adjustment	35%	4,184
Construction Cost						\$16,311	
					Adjustment Factor	0%	0
					Soft Cost Adjustment	52%	8,425
Total Estimated Amount						\$24,736	

Broward County Public Schools

Deficiency Detail

290 Pompano Beach Elementary School

11/25/2015 1:39 PM

Location: **Pompano Beach ES->CR**

Deficiency:

Assess ID **212350** Surveyor/Update **Sherry Sims**
Deficiency Code ID **E03-03**
Status **Estimated** FCI **Yes**
Life Cycle **49595**

Deficiency **The Canopy Lighting Requires Replacement**

Category **Deferred Maintenance** System **Electrical**

Priority **2-Indirect Impact to Mission (1 Year)** Functional Adequacy **Non Related**

Correction **Replace Canopy Lighting** Quantity / UoM

Project(s) Note

Estimate:

Type	Number	Description	Qty	UoM	Price	Extension	
U	019313162545	Electrical facilities maintenance, remove and replace or maintain, replace other lighting parts	7	Ea.	77.50	\$543	
U	265633107830	Walkway luminaire, exterior, square 16", high pressure sodium, 100 Watt	7	Ea.	1,025.00	\$7,175	
Sub Total						\$7,718	
					Construction Adjustment	35%	2,663
Construction Cost						\$10,380	
					Adjustment Factor	0%	0
					Soft Cost Adjustment	52%	5,361
Total Estimated Amount						\$15,741	

Broward County Public Schools

Deficiency Detail

290 Pompano Beach Elementary School

11/25/2015 1:39 PM

Location: **Pompano Beach ES->CR**

Deficiency:

Assess ID: **212351** Surveyor/Update: **Sherry Sims**
Deficiency Code ID: **E03-03**
Status: **Estimated** FCI: **Yes**
Life Cycle: **49594**

Deficiency: **The Canopy Lighting Requires Replacement**

Category: **Deferred Maintenance** System: **Electrical**

Priority: **2-Indirect Impact to Mission (1 Year)** Functional Adequacy: **Non Related**

Correction: **Replace Canopy Lighting** Quantity / UoM

Project(s) Note

Estimate:

Type	Number	Description	Qty	UoM	Price	Extension
U	019313162545	Electrical facilities maintenance, remove and replace or maintain, replace other lighting parts	2	Ea.	77.50	\$155
U	265633107830	Walkway luminaire, exterior, square 16", high pressure sodium, 100 Watt	2	Ea.	1,025.00	\$2,050
Sub Total						\$2,205
Construction Adjustment					35%	761
Construction Cost						\$2,966
Adjustment Factor					0%	0
Soft Cost Adjustment					52%	1,532
Total Estimated Amount						\$4,498

Broward County Public Schools

Deficiency Detail

290 Pompano Beach Elementary School

11/25/2015 1:39 PM

Location: **Pompano Beach ES->PE**

Deficiency:

Assess ID **212507** Surveyor/Update **Sherry Sims**
Deficiency Code ID **BP20-01**
Status **Estimated** FCI **Yes**
Life Cycle

Deficiency **Install Fire Sprinklers**
Category **Code Compliance** System **Fire and Security**
Priority **1-Mission Critical Concerns** Functional Adequacy **Non Related**
Correction **Install Fire Sprinkler System** Quantity / UoM
Project(s) Note

Estimate:

Type	Number	Description	Qty	UoM	Price	Extension
U	095123100400	Suspended acoustic ceiling tiles, fiberglass boards, film faced, 2' x 2' or 2' x 4' x 3/4" thick	574	SF	2.84	\$1,629
U	090505101200	Ceiling demolition, suspended ceiling, mineral fiber, 2 x 2 or 2 x 4, remove	574	SF	0.64	\$367
A	D40104101100	Wet pipe sprinkler systems, steel, ordinary hazard, 1 floor, 50,000 SF	2,065	SF	4.02	\$8,301
Sub Total						\$10,297
Construction Adjustment					35%	3,553
Construction Cost						\$13,850
Adjustment Factor					0%	0
Soft Cost Adjustment					46%	6,313
Total Estimated Amount						\$20,163

Broward County Public Schools

Deficiency Detail

290 Pompano Beach Elementary School

11/25/2015 1:39 PM

Location: **Pompano Beach ES->PE**

Deficiency:

Assess ID	212510	Surveyor/Update	Sherry Sims
Defecency Code ID	M57-12c		
Status	Estimated	FCI	Yes
Life Cycle	49638		

Deficiency **The Window AC Unit Component Requires Replacement**

Category	Capital Renewal	System	Mechanical
----------	-----------------	--------	------------

Priority	3-Short Term Conditions (2-3 Years)	Functional Adequacy	Non Related
----------	-------------------------------------	---------------------	-------------

Correction	Replace Window AC Unit	Quantity / UoM	
------------	------------------------	----------------	--

Project(s) Note

Estimate:

Type	Number	Description	Qty	UoM	Price	Extension
U	230505108400	Window air conditioner, selective demolition	1	Ea.	37.50	\$38
U	238119104780	Window/thru-the-wall unit air conditioner, grounded receptacle required, 15 amp 230 V, 18,000 BTUH	1	Ea.	1,200.00	\$1,200
Sub Total						\$1,238
Construction Adjustment						35% 427
Construction Cost						\$1,664
Adjustment Factor						0% 0
Soft Cost Adjustment						46% 759
Total Estimated Amount						\$2,423

Broward County Public Schools

Deficiency Detail

290 Pompano Beach Elementary School

11/25/2015 1:39 PM

Location: **Pompano Beach ES->CR**

Deficiency:

Assess ID **212522** Surveyor/Update **Sherry Sims**
Deficiency Code ID **M50-03**
Status **Estimated** FCI **Yes**
Life Cycle

Deficiency **Complete HVAC System Wide Replacement**

Category **Capital Renewal** System **Mechanical**

Priority **2-Indirect Impact to Mission (1 Year)** Functional Adequacy **Non Related**

Correction **Replace HVAC System** Quantity / UoM

Project(s) Note

Estimate:

Type	Number	Description	Qty	UoM	Price	Extension
U	235223203400	Boiler, gas fired, natural or propane, cast iron, hot water, gross output, 3808 MBH, includes standard controls and insulated jacket, packaged	0	Ea.	53,000.00	\$24,187
U	230505101580	Ductwork, aluminum, fabricated, selective demolition	1,033	Lb	2.56	\$2,645
U	019313150830	Ductwork, rectangular, clean, 8" x 16" (max)	2,755	LF	4.91	\$13,529
U	230505100100	Air conditioner, split unit air conditioner, 3 ton, selective demolition	9	Ea.	655.00	\$5,640
U	095123100500	Suspended acoustic ceiling tiles, fiberglass boards, film faced, thermal, 2' x 2' or 2' x 4' x 3" thick, R11	9,127	SF	3.43	\$31,306
U	221113239430	Pipe, sub assemblies used in assembly systems, chilled water distribution piping, per ton, less than 61 ton systems	207	SYSTE M	73.50	\$15,189
U	230713103170	Duct thermal insulation, blanket type, fiberglass, flexible, FSK vapor barrier wrap, .75 lb. density, 1-1/2" thick	9,127	SF	3.95	\$36,052
U	260580100150	Motor connections, flexible conduit and fittings, 3 phase, 230 volt, 15 HP motor	9	Ea.	226.00	\$1,946
U	238219100160	Fan coil A.C., cabinet mounted, chilled water, 2.5 ton cooling, includes filters and controls	9	Ea.	2,225.00	\$19,158
U	220505102050	Pipe, metal pipe, 2" to 3-1/2" diam., selective demolition	1,378	LF	4.79	\$6,599
U	220505102186	Pump, 7-1/2 H.P. thru 15 H.P., selective demolition	5	Ea.	515.00	\$2,661
U	230505109000	HVAC, selective demolition, minimum labor/equipment charge	26	Job	680.00	\$17,565
Sub Total						\$176,475
					Construction Adjustment	35% 60,884
Construction Cost						\$237,359
					Adjustment Factor	0% 0
					Soft Cost Adjustment	46% 108,188
Total Estimated Amount						\$345,547

Pompano Beach Elementary School 290

Broward County Public Schools

Deficiency Detail

290 Pompano Beach Elementary School

11/25/2015 1:39 PM

Location: **Pompano Beach ES->CR**

Deficiency:

Assess ID **212536** Surveyor/Update **Sherry Sims**
Deficiency Code ID **BP20-01**
Status **Estimated** FCI **Yes**
Life Cycle

Deficiency **Install Fire Sprinklers**
Category **Code Compliance** System **Fire and Security**
Priority **1-Mission Critical Concerns** Functional Adequacy **Non Related**
Correction **Install Fire Sprinkler System** Quantity / UoM
Project(s) Note

Estimate:

Type	Number	Description	Qty	UoM	Price	Extension
U	095123100400	Suspended acoustic ceiling tiles, fiberglass boards, film faced, 2' x 2' or 2' x 4' x 3/4" thick	2,535	SF	2.84	\$7,200
U	090505101200	Ceiling demolition, suspended ceiling, mineral fiber, 2 x 2 or 2 x 4, remove	2,535	SF	0.64	\$1,623
A	D40104101100	Wet pipe sprinkler systems, steel, ordinary hazard, 1 floor, 50,000 SF	9,127	SF	4.02	\$36,691
Sub Total						\$45,513
Construction Adjustment						35% 15,702
Construction Cost						\$61,215
Adjustment Factor						0% 0
Soft Cost Adjustment						46% 27,902
Total Estimated Amount						\$89,117

Broward County Public Schools

Deficiency Detail

290 Pompano Beach Elementary School

11/25/2015 1:39 PM

Location: **Pompano Beach ES->CR**

Deficiency:

Assess ID **212609** Surveyor/Update **Sherry Sims**
Deficiency Code ID **M52-01**
Status **Estimated** FCI **Yes**
Life Cycle

Deficiency **Test And Balancing Required**

Category **Deferred Maintenance** System **Mechanical**

Priority **3-Short Term Conditions (2-3 Years)** Functional Adequacy **Non Related**

Correction **Fix HVAC Test/Adjust/Balance** Quantity / UoM

Project(s) Note

Estimate:

Type	Number	Description	Qty	UoM	Price	Extension
U	230593101400	Balancing, air, heating and ventilating equipment, roof exhaust fan, (Subcontractor's quote including material & labor)	5	Ea.	267.00	\$1,422
U	230593103600	Balancing, air conditioning equipment, supply, return, exhaust, registers and diffusers, laboratory fume hood, (Subcontractor's quote including material & labor)	5	Ea.	400.00	\$2,131
U	230593104500	Balancing, taps into ceiling plenums, (Subcontractor's quote including material & labor)	27	Ea.	100.00	\$2,664
U	230593102400	Balancing, air conditioning equipment, central station, built-up variable volume, (Subcontractor's quote including material & labor)	1	Ea.	1,750.00	\$2,331
U	230593104600	Balancing, air conditioning equipment, supply, return, exhaust, registers and diffusers, variable volume boxes, (Subcontractor's quote including material & labor)	27	Ea.	80.00	\$2,131
Sub Total						\$10,678
					Construction Adjustment	35% 3,684
Construction Cost						\$14,362
					Adjustment Factor	0% 0
					Soft Cost Adjustment	46% 6,546
Total Estimated Amount						\$20,909

Broward County Public Schools

Deficiency Detail

290 Pompano Beach Elementary School

11/25/2015 1:39 PM

Location: **Pompano Beach ES->CR**

Deficiency:

Assess ID	212611	Surveyor/Update	Sherry Sims
Defecency Code ID	M54-03		
Status	Estimated	FCI	Yes
Life Cycle	52309		

Deficiency **Controls Are Inadequate And Should Be Replaced With DDC Controls**

Category	Capital Renewal	System	Mechanical
----------	-----------------	--------	------------

Priority	3-Short Term Conditions (2-3 Years)	Functional Adequacy	Non Related
----------	-------------------------------------	---------------------	-------------

Correction	Replace DDC HVAC Controls	Quantity / UoM	
------------	---------------------------	----------------	--

Project(s) Note

Estimate:

Broward County Public Schools

Deficiency Detail

290 Pompano Beach Elementary School

11/25/2015 1:39 PM

Location: **Pompano Beach ES->CR**

Deficiency:

Assess ID **212613** Surveyor/Update **Sherry Sims**
Deficiency Code ID **M57-03CW**
Status **Estimated** FCI **Yes**
Life Cycle **49720**

Deficiency **The Fan Coil (Chilled Water) HVAC Component Requires Replacement**

Category **Capital Renewal** System **Mechanical**

Priority **3-Short Term Conditions (2-3 Years)** Functional Adequacy **Non Related**

Correction **Replace Fan Coil - Chilled Water (1/2 ton)** Quantity / UoM

Project(s) Note

Estimate:

Type	Number	Description	Qty	UoM	Price	Extension	
U	230505102150	Fan coil air conditioner, chilled water, up thru 7-1/2 ton, selective demolition	9	Ea.	94.00	\$846	
U	238219100100	Fan coil A.C., cabinet mounted, chilled water, 1/2 ton cooling, includes filters and controls	9	Ea.	1,050.00	\$9,450	
Sub Total						\$10,296	
					Construction Adjustment	35%	3,552
Construction Cost						\$13,848	
					Adjustment Factor	0%	0
					Soft Cost Adjustment	46%	6,312
Total Estimated Amount						\$20,160	

Broward County Public Schools

Deficiency Detail

290 Pompano Beach Elementary School

11/25/2015 1:39 PM

Location: **Pompano Beach ES->CR**

Deficiency:

Assess ID **212623** Surveyor/Update **Sherry Sims**
Deficiency Code ID **BP20-01**
Status **Estimated** FCI **Yes**
Life Cycle

Deficiency **Install Fire Sprinklers**
Category **Code Compliance** System **Fire and Security**
Priority **1-Mission Critical Concerns** Functional Adequacy **Non Related**
Correction **Install Fire Sprinkler System** Quantity / UoM
Project(s) Note

Estimate:

Type	Number	Description	Qty	UoM	Price	Extension
U	095123100400	Suspended acoustic ceiling tiles, fiberglass boards, film faced, 2' x 2' or 2' x 4' x 3/4" thick	3,699	SF	2.84	\$10,506
U	090505101200	Ceiling demolition, suspended ceiling, mineral fiber, 2 x 2 or 2 x 4, remove	3,699	SF	0.64	\$2,368
A	D40104101100	Wet pipe sprinkler systems, steel, ordinary hazard, 1 floor, 50,000 SF	13,318	SF	4.02	\$53,538
Sub Total						\$66,412
Construction Adjustment					35%	22,912
Construction Cost						\$89,325
Adjustment Factor					0%	0
Soft Cost Adjustment					46%	40,714
Total Estimated Amount						\$130,039

Broward County Public Schools

Deficiency Detail

290 Pompano Beach Elementary School

11/25/2015 1:39 PM

Location: **Pompano Beach ES->CR**

Deficiency:

Assess ID **212624** Surveyor/Update **Sherry Sims**
Deficiency Code ID **M100-03E**
Status **Estimated** FCI **Yes**
Life Cycle **49718**

Deficiency **Electric Unit Heater Requires Replacement**

Category **Capital Renewal** System **Mechanical**

Priority **3-Short Term Conditions (2-3 Years)** Functional Adequacy **Non Related**

Correction **Replace 10 KW Electric Unit Heater** Quantity / UoM

Project(s) Note

Estimate:

Type	Number	Description	Qty	UoM	Price	Extension	
U	238333106080	Electric heating, unit heater, heavy duty, 480 volt, 10 kW, includes fan & mounting bracket	9	Ea.	1,100.00	\$9,900	
U	230505102750	Heater, electric, unit, cabinet, fan or convector, selective demolition	9	Ea.	82.50	\$743	
Sub Total						\$10,643	
					Construction Adjustment	35%	3,672
Construction Cost						\$14,314	
					Adjustment Factor	0%	0
					Soft Cost Adjustment	46%	6,524
Total Estimated Amount						\$20,839	

Broward County Public Schools

Deficiency Detail

290 Pompano Beach Elementary School

11/25/2015 1:39 PM

Location: **Pompano Beach ES->CR**

Deficiency:

Assess ID **212631** Surveyor/Update **Sherry Sims**
Deficiency Code ID **M52-01**
Status **Estimated** FCI **Yes**
Life Cycle

Deficiency **Test And Balancing Required**

Category **Deferred Maintenance** System **Mechanical**

Priority **3-Short Term Conditions (2-3 Years)** Functional Adequacy **Non Related**

Correction **Fix HVAC Test/Adjust/Balance** Quantity / UoM

Project(s) Note

Estimate:

Type	Number	Description	Qty	UoM	Price	Extension
U	230593101400	Balancing, air, heating and ventilating equipment, roof exhaust fan, (Subcontractor's quote including material & labor)	5	Ea.	267.00	\$1,334
U	230593103600	Balancing, air conditioning equipment, supply, return, exhaust, registers and diffusers, laboratory fume hood, (Subcontractor's quote including material & labor)	5	Ea.	400.00	\$1,998
U	230593104500	Balancing, taps into ceiling plenums, (Subcontractor's quote including material & labor)	25	Ea.	100.00	\$2,497
U	230593102400	Balancing, air conditioning equipment, central station, built-up variable volume, (Subcontractor's quote including material & labor)	1	Ea.	1,750.00	\$2,185
U	230593104600	Balancing, air conditioning equipment, supply, return, exhaust, registers and diffusers, variable volume boxes, (Subcontractor's quote including material & labor)	25	Ea.	80.00	\$1,998
Sub Total						\$10,012
					Construction Adjustment	35% 3,454
Construction Cost						\$13,466
					Adjustment Factor	0% 0
					Soft Cost Adjustment	46% 6,138
Total Estimated Amount						\$19,604

Broward County Public Schools

Deficiency Detail

290 Pompano Beach Elementary School

11/25/2015 1:39 PM

Location: **Pompano Beach ES->CR**

Deficiency:

Assess ID	212632	Surveyor/Update	Sherry Sims
Defecency Code ID	M54-03		
Status	Estimated	FCI	Yes
Life Cycle	49771		

Deficiency **Controls Are Inadequate And Should Be Replaced With DDC Controls**

Category	Capital Renewal	System	Mechanical
----------	------------------------	--------	-------------------

Priority	3-Short Term Conditions (2-3 Years)	Functional Adequacy	Non Related
----------	--	---------------------	--------------------

Correction	Replace DDC HVAC Controls	Quantity / UoM	
------------	----------------------------------	----------------	--

Project(s) Note

Estimate:

Broward County Public Schools

Deficiency Detail

290 Pompano Beach Elementary School

11/25/2015 1:39 PM

Location: **Pompano Beach ES->CR**

Deficiency:

Assess ID **212633** Surveyor/Update **Sherry Sims**
Deficiency Code ID **M57-03CW**
Status **Estimated** FCI **Yes**
Life Cycle **49772**

Deficiency **The Fan Coil (Chilled Water) HVAC Component Requires Replacement**

Category **Capital Renewal** System **Mechanical**

Priority **3-Short Term Conditions (2-3 Years)** Functional Adequacy **Non Related**

Correction **Replace Fan Coil - Chilled Water (1/2 ton)** Quantity / UoM

Project(s) Note **9@3.5=31.5TonAC**

Estimate:

Type	Number	Description	Qty	UoM	Price	Extension	
U	230505102150	Fan coil air conditioner, chilled water, up thru 7-1/2 ton, selective demolition	9	Ea.	94.00	\$846	
U	238219100100	Fan coil A.C., cabinet mounted, chilled water, 1/2 ton cooling, includes filters and controls	9	Ea.	1,050.00	\$9,450	
Sub Total						\$10,296	
					Construction Adjustment	35%	3,552
Construction Cost						\$13,848	
					Adjustment Factor	0%	0
					Soft Cost Adjustment	46%	6,312
Total Estimated Amount						\$20,160	

Broward County Public Schools

Deficiency Detail

290 Pompano Beach Elementary School

11/25/2015 1:39 PM

Location: **Pompano Beach ES->CR**

Deficiency:

Assess ID **212641** Surveyor/Update **Sherry Sims**
Deficiency Code ID **BP20-01**
Status **Estimated** FCI **Yes**
Life Cycle

Deficiency **Install Fire Sprinklers**
Category **Code Compliance** System **Fire and Security**
Priority **1-Mission Critical Concerns** Functional Adequacy **Non Related**
Correction **Install Fire Sprinkler System** Quantity / UoM
Project(s) Note

Estimate:

Type	Number	Description	Qty	UoM	Price	Extension
U	095123100400	Suspended acoustic ceiling tiles, fiberglass boards, film faced, 2' x 2' or 2' x 4' x 3/4" thick	3,469	SF	2.84	\$9,851
U	090505101200	Ceiling demolition, suspended ceiling, mineral fiber, 2 x 2 or 2 x 4, remove	3,469	SF	0.64	\$2,220
A	D40104101100	Wet pipe sprinkler systems, steel, ordinary hazard, 1 floor, 50,000 SF	12,487	SF	4.02	\$50,198
Sub Total						\$62,269
					Construction Adjustment	35% 21,483
Construction Cost						\$83,751
					Adjustment Factor	0% 0
					Soft Cost Adjustment	46% 38,174
Total Estimated Amount						\$121,925

Broward County Public Schools

Deficiency Detail

290 Pompano Beach Elementary School

11/25/2015 1:39 PM

Location: **Pompano Beach ES->CR**

Deficiency:

Assess ID **212653** Surveyor/Update **Sherry Sims**
Deficiency Code ID **M100-03E**
Status **Estimated** FCI **Yes**
Life Cycle **49770**

Deficiency **Electric Unit Heater Requires Replacement**

Category **Capital Renewal** System **Mechanical**

Priority **3-Short Term Conditions (2-3 Years)** Functional Adequacy **Non Related**

Correction **Replace 10 KW Electric Unit Heater** Quantity / UoM

Project(s) Note

Estimate:

Type	Number	Description	Qty	UoM	Price	Extension	
U	238333106080	Electric heating, unit heater, heavy duty, 480 volt, 10 kW, includes fan & mounting bracket	9	Ea.	1,100.00	\$9,900	
U	230505102750	Heater, electric, unit, cabinet, fan or convector, selective demolition	9	Ea.	82.50	\$743	
Sub Total						\$10,643	
					Construction Adjustment	35%	3,672
Construction Cost						\$14,314	
					Adjustment Factor	0%	0
					Soft Cost Adjustment	46%	6,524
Total Estimated Amount						\$20,839	

Broward County Public Schools
290 Pompano Beach Elementary School

Deficiency Detail

11/25/2015 1:39 PM

Location: **Pompano Beach ES->Bldg 2**

Deficiency:

Assess ID **212694** Surveyor/Update **Sherry Sims**
Deficiency Code ID **BP20-01**
Status **Estimated** FCI **Yes**
Life Cycle

Deficiency **Install Fire Sprinklers**
Category **Code Compliance** System **Fire and Security**
Priority **1-Mission Critical Concerns** Functional Adequacy **Non Related**
Correction **Install Fire Sprinkler System** Quantity / UoM

Project(s) Note

Estimate:

Type	Number	Description	Qty	UoM	Price	Extension
U	095123100400	Suspended acoustic ceiling tiles, fiberglass boards, film faced, 2' x 2' or 2' x 4' x 3/4" thick	6,601	SF	2.84	\$18,746
U	090505101200	Ceiling demolition, suspended ceiling, mineral fiber, 2 x 2 or 2 x 4, remove	6,601	SF	0.64	\$4,224
A	D40104101100	Wet pipe sprinkler systems, steel, ordinary hazard, 1 floor, 50,000 SF	23,762	SF	4.02	\$95,523
Sub Total						\$118,493
Construction Adjustment					35%	40,880
Construction Cost						\$159,373
Adjustment Factor					0%	0
Soft Cost Adjustment					46%	72,642
Total Estimated Amount						\$232,016

Broward County Public Schools

Deficiency Detail

290 Pompano Beach Elementary School

11/25/2015 1:39 PM

Location: **Pompano Beach ES->Bldg 2**

Deficiency:

Assess ID **212695** Surveyor/Update **Sherry Sims**
Deficiency Code ID **M52-01**
Status **Estimated** FCI **Yes**
Life Cycle

Deficiency **Test And Balancing Required**

Category **Deferred Maintenance** System **Mechanical**

Priority **3-Short Term Conditions (2-3 Years)** Functional Adequacy **Non Related**

Correction **Fix HVAC Test/Adjust/Balance** Quantity / UoM

Project(s) Note

Estimate:

Type	Number	Description	Qty	UoM	Price	Extension
U	230593101400	Balancing, air, heating and ventilating equipment, roof exhaust fan, (Subcontractor's quote including material & labor)	9	Ea.	267.00	\$2,531
U	230593103600	Balancing, air conditioning equipment, supply, return, exhaust, registers and diffusers, laboratory fume hood, (Subcontractor's quote including material & labor)	9	Ea.	400.00	\$3,792
U	230593104500	Balancing, taps into ceiling plenums, (Subcontractor's quote including material & labor)	47	Ea.	100.00	\$4,740
U	230593102400	Balancing, air conditioning equipment, central station, built-up variable volume, (Subcontractor's quote including material & labor)	2	Ea.	1,750.00	\$4,148
U	230593104600	Balancing, air conditioning equipment, supply, return, exhaust, registers and diffusers, variable volume boxes, (Subcontractor's quote including material & labor)	47	Ea.	80.00	\$3,792
Sub Total						\$19,004
					Construction Adjustment	35% 6,556
Construction Cost						\$25,561
					Adjustment Factor	0% 0
					Soft Cost Adjustment	46% 11,651
Total Estimated Amount						\$37,211

Broward County Public Schools

Deficiency Detail

290 Pompano Beach Elementary School

11/25/2015 1:39 PM

Location: **Pompano Beach ES->Bldg 2**

Deficiency:

Assess ID	212697	Surveyor/Update	Sherry Sims
Defecency Code ID	M54-03		
Status	Estimated	FCI	Yes
Life Cycle			

Deficiency **Controls Are Inadequate And Should Be Replaced With DDC Controls**

Category	Capital Renewal	System	Mechanical
----------	-----------------	--------	------------

Priority	3-Short Term Conditions (2-3 Years)	Functional Adequacy	Non Related
----------	-------------------------------------	---------------------	-------------

Correction	Replace DDC HVAC Controls	Quantity / UoM	
------------	---------------------------	----------------	--

Project(s) Note

Estimate:

Broward County Public Schools

Deficiency Detail

290 Pompano Beach Elementary School

11/25/2015 1:39 PM

Location: **Pompano Beach ES->Bldg 2**

Deficiency:

Assess ID **212700** Surveyor/Update **Sherry Sims**
Deficiency Code ID **M57-02C**
Status **Estimated** FCI **Yes**
Life Cycle **49934**

Deficiency **The Air Handler HVAC Component Requires Replacement**

Category **Capital Renewal** System **Mechanical**

Priority **3-Short Term Conditions (2-3 Years)** Functional Adequacy **Non Related**

Correction **Replace 5000 CFM Air Handler** Quantity / UoM

Project(s) Note

Estimate:

Type	Number	Description	Qty	UoM	Price	Extension
U	237313202340	Central station air handling unit, packaged indoor, variable air volume, 5000 CFM, cooling coils may be chilled water or DX, heating coils may be hot water, steam or electric	4	Ea.	26,000.00	\$104,000
U	230505100400	Central station air handler, up thru 15 ton, selective demolition	4	Ea.	820.00	\$3,280
U	015419500100	Crane crew, daily use for small jobs, 12-ton truck-mounted hydraulic crane, portal to portal	4	Day	1,600.00	\$6,400
U	233113131030	Metal ductwork, fabricated rectangular, 500 to 1000 lb., stainless steel, type 304, includes fittings, joints, supports and allow for a flexible connections field sketches, excludes as-built drawings and insulation	1,000	Lb	13.40	\$13,400
U	260580101590	Motor connections, flexible conduit and fittings, 3 phase, 460 volt, 100 HP motor	4	Ea.	330.00	\$1,320
Sub Total						\$128,400
					Construction Adjustment	35% 44,298
Construction Cost						\$172,698
					Adjustment Factor	0% 0
					Soft Cost Adjustment	46% 78,716
Total Estimated Amount						\$251,414

Broward County Public Schools

Deficiency Detail

290 Pompano Beach Elementary School

11/25/2015 1:39 PM

Location: **Pompano Beach ES->Bldg 2**

Deficiency:

Assess ID **212701** Surveyor/Update **Sherry Sims**
Deficiency Code ID **M57-04C**
Status **Estimated** FCI **Yes**
Life Cycle **49927**

Deficiency **The Chiller HVAC Component Is Damaged And Requires Replacement**

Category **Capital Renewal** System **Mechanical**

Priority **2-Indirect Impact to Mission (1 Year)** Functional Adequacy **Non Related**

Correction **Replace 50 Ton Chiller** Quantity / UoM

Project(s) Note

Estimate:

Type	Number	Description	Qty	UoM	Price	Extension
U	260580101530	Motor connections, flexible conduit and fittings, 3 phase, 460 volt, 25 HP motor	2	Ea.	126.00	\$252
U	236419101100	Water chiller, reciprocating, multiple compressor, semi-hermetic, water cooled, 50 ton cooling, includes standard controls, excludes water tower	2	Ea.	50,000.00	\$100,000
U	230505108010	Water chiller, 15 thru 100 ton, selective demolition	2	Ea.	4,250.00	\$8,500
U	015436502200	Mobilization or demobilization, crane, crawler-mounted, up to 75 ton	2	Ea.	1,125.00	\$2,250
Sub Total						\$111,002
					Construction Adjustment	35% 38,296
Construction Cost						\$149,298
					Adjustment Factor	0% 0
					Soft Cost Adjustment	46% 68,050
Total Estimated Amount						\$217,348

Broward County Public Schools

Deficiency Detail

290 Pompano Beach Elementary School

11/25/2015 1:39 PM

Location: **Pompano Beach ES->Bldg 2**

Deficiency:

Assess ID **212706** Surveyor/Update **Sherry Sims**
Deficiency Code ID **m57-20c**
Status **Estimated** FCI **Yes**
Life Cycle

Deficiency **Small HVAC Circulating Pump Requires Replacement**

Category **Deferred Maintenance** System **Mechanical**

Priority **3-Short Term Conditions (2-3 Years)** Functional Adequacy **Non Related**

Correction **Replace Small (5HP or Less) Circulating Pump** Quantity / UoM

Project(s) Note

Estimate:

Type	Number	Description	Qty	UoM	Price	Extension	
U	220505102184	Pump, 1 H.P. thru 5 H.P., selective demolition	1	Ea.	216.00	\$216	
U	232123134300	Pump, circulating, cast iron, close coupled, end suction, bronze impeller, flanged joints, 5 H.P., to 225 GPM, 3" size	1	Ea.	4,425.00	\$4,425	
Sub Total						\$4,641	
					Construction Adjustment	35%	1,601
Construction Cost						\$6,242	
					Adjustment Factor	0%	0
					Soft Cost Adjustment	46%	2,845
Total Estimated Amount						\$9,087	

Broward County Public Schools
290 Pompano Beach Elementary School

Deficiency Detail

11/25/2015 1:39 PM

Location: **Pompano Beach ES->Bldg 2**

Deficiency:

Assess ID **212707** Surveyor/Update **Sherry Sims**
Deficiency Code ID **M57-21c**
Status **Estimated** FCI **Yes**
Life Cycle **49924**

Deficiency **Duct Heater Requires Replacement**

Category **Capital Renewal** System **Mechanical**

Priority **3-Short Term Conditions (2-3 Years)** Functional Adequacy **Learning Environment**

Correction **Replace Duct Heater** Quantity / UoM

Project(s) Note

Estimate:

Type	Number	Description	Qty	UoM	Price	Extension
U	238216200360	Duct heater, electric, finned tubular insert, 480 V, 3Ph., 500Deg.F, 26.7 kW, 12" wide x 24" high	5	Ea.	2,825.00	\$14,125
U	230505101850	Air conditioner, duct heater, electric strip, selective demolition, minimum labor/equipment charge	5	Job	161.00	\$805
Sub Total						\$14,930
					Construction Adjustment	35% 5,151
Construction Cost						\$20,081
					Adjustment Factor	0% 0
					Soft Cost Adjustment	46% 9,153
Total Estimated Amount						\$29,234

Broward County Public Schools

Deficiency Detail

290 Pompano Beach Elementary School

11/25/2015 1:39 PM

Location: **Pompano Beach ES->Bldg 2**

Deficiency:

Assess ID	212708	Surveyor/Update	Sherry Sims
Deficiency Code ID	M06-03		
Status	Estimated	FCI	Yes
Life Cycle	49926		

Deficiency **The Exterior Metal Cooling Tower Is Damaged And Requires Replacement**

Category	Capital Renewal	System	Mechanical
----------	-----------------	--------	------------

Priority	2-Indirect Impact to Mission (1 Year)	Functional Adequacy	Non Related
----------	---------------------------------------	---------------------	-------------

Correction	Replace 130 Ton Exterior Metal Cooling Tower	Quantity / UoM	
------------	--	----------------	--

Project(s) Note

Estimate:

Type	Number	Description	Qty	UoM	Price	Extension
U	015436502200	Mobilization or demobilization, crane, crawler-mounted, up to 75 ton	1	Ea.	1,125.00	\$1,125
U	236513100250	Cooling tower, packaged unit, galvanized steel, induced draft, crossflow, vertical, belt drive, 131 ton, includes standard controls, excludes pumps and piping	130	TonAC	251.00	\$32,630
U	260580102055	Motor connections, flexible conduit and fittings, 3 phase, sealtite, 460 volt, 150 HP motor	1	Ea.	480.00	\$480
U	230505100700	Cooling tower, up thru 400 ton, selective demolition	1	Ea.	2,550.00	\$2,550
Sub Total						\$36,785
					Construction Adjustment	35% 12,691
Construction Cost						\$49,476
					Adjustment Factor	0% 0
					Soft Cost Adjustment	46% 22,551
Total Estimated Amount						\$72,027

Broward County Public Schools

Deficiency Detail

290 Pompano Beach Elementary School

11/25/2015 1:39 PM

Location: **Pompano Beach ES->Bldg 2**

Deficiency:

Assess ID **212710** Surveyor/Update **Sherry Sims**
Defecency Code ID **M60-03**
Status **Estimated** FCI **Yes**
Life Cycle

Deficiency **Exhaust Fan Ventilation Requires Replacement**

Category **Capital Renewal** System **Mechanical**

Priority **3-Short Term Conditions (2-3 Years)** Functional Adequacy **Non Related**

Correction **Replace Exhaust Fan** Quantity / UoM

Project(s) Note

Estimate:

Type	Number	Description	Qty	UoM	Price	Extension	
U	230505102120	Fans, up thru 1 H.P. or 2000 CFM, selective demolition	3	Ea.	155.00	\$465	
U	233423106180	Fans, propeller exhaust, wall shutter, direct drive, 1/4" S.P., two speed, 3275 CFM, 1/2 H.P.	3	Ea.	1,050.00	\$3,150	
Sub Total						\$3,615	
					Construction Adjustment	35%	1,247
					Construction Cost		\$4,862
					Adjustment Factor	0%	0
					Soft Cost Adjustment	46%	2,216
Total Estimated Amount						\$7,078	

Broward County Public Schools

Deficiency Detail

290 Pompano Beach Elementary School

11/25/2015 1:39 PM

Location: **Pompano Beach ES->Bldg 2**

Deficiency:

Assess ID **212729** Surveyor/Update **Sherry Sims**
Deficiency Code ID **M57-03CW**
Status **Estimated** FCI **Yes**
Life Cycle **49928**

Deficiency **The Fan Coil (Chilled Water) HVAC Component Requires Replacement**

Category **Capital Renewal** System **Mechanical**

Priority **3-Short Term Conditions (2-3 Years)** Functional Adequacy **Non Related**

Correction **Replace Fan Coil - Chilled Water (3 ton)** Quantity / UoM

Project(s) Note

Estimate:

Type	Number	Description	Qty	UoM	Price	Extension	
U	230505102150	Fan coil air conditioner, chilled water, up thru 7-1/2 ton, selective demolition	4	Ea.	94.00	\$376	
U	238219100180	Fan coil A.C., cabinet mounted, chilled water, 3 ton cooling, includes filters and controls	4	Ea.	2,400.00	\$9,600	
Sub Total						\$9,976	
Construction Adjustment						35%	3,442
Construction Cost						\$13,418	
Adjustment Factor						0%	0
Soft Cost Adjustment						46%	6,116
Total Estimated Amount						\$19,534	

Broward County Public Schools

Deficiency Detail

290 Pompano Beach Elementary School

11/25/2015 1:39 PM

Location: **Pompano Beach ES->Bldg 2**

Deficiency:

Assess ID **212731** Surveyor/Update **Sherry Sims**
Deficiency Code ID **M57-02C**
Status **Estimated** FCI **Yes**
Life Cycle **49935**

Deficiency **The Air Handler HVAC Component Requires Replacement**

Category **Capital Renewal** System **Mechanical**

Priority **3-Short Term Conditions (2-3 Years)** Functional Adequacy **Non Related**

Correction **Replace 5000 CFM Air Handler** Quantity / UoM

Project(s) Note

Estimate:

Type	Number	Description	Qty	UoM	Price	Extension	
U	237313202340	Central station air handling unit, packaged indoor, variable air volume, 5000 CFM, cooling coils may be chilled water or DX, heating coils may be hot water, steam or electric	2	Ea.	26,000.00	\$52,000	
U	230505100400	Central station air handler, up thru 15 ton, selective demolition	2	Ea.	820.00	\$1,640	
U	015419500100	Crane crew, daily use for small jobs, 12-ton truck-mounted hydraulic crane, portal to portal	2	Day	1,600.00	\$3,200	
U	233113131030	Metal ductwork, fabricated rectangular, 500 to 1000 lb., stainless steel, type 304, includes fittings, joints, supports and allow for a flexible connections field sketches, excludes as-built drawings and insulation	500	Lb	13.40	\$6,700	
U	260580101590	Motor connections, flexible conduit and fittings, 3 phase, 460 volt, 100 HP motor	2	Ea.	330.00	\$660	
Sub Total						\$64,200	
Construction Adjustment						35%	22,149
Construction Cost						\$86,349	
Adjustment Factor						0%	0
Soft Cost Adjustment						46%	39,358
Total Estimated Amount						\$125,707	

Broward County Public Schools
290 Pompano Beach Elementary School

Deficiency Detail

11/25/2015 1:39 PM

Location: **Pompano Beach ES->Bldg 2**

Deficiency:

Assess ID **212732** Surveyor/Update **Sherry Sims**
Deficiency Code ID **M54-03**
Status **Estimated** FCI **Yes**
Life Cycle **49925**

Deficiency **Controls Are Inadequate And Should Be Replaced With DDC Controls**
Category **Capital Renewal** System **Mechanical**
Priority **3-Short Term Conditions (2-3 Years)** Functional Adequacy **Non Related**
Correction **Replace Electronic Controls** Quantity / UoM
Project(s) Note

Estimate:

Type	Number	Description	Qty	UoM	Price	Extension
U	230953109000	Control component, minimum labor/equipment charge	19	Job	180.00	\$3,422
U	260505201130	Control cable, copper, 600 V or less, 7 wires, electrical demolition, remove	10	CLF	40.00	\$380
U	260523100300	Control cable, copper, THHN wire with PVC jacket, 600 V, 8 wires, #14	10	CLF	233.00	\$2,215
U	230953103620	Control component, sensor, electric operated, humidity	19	Ea.	220.00	\$4,182
U	230953103650	Control component, sensor, electric operated, pressure	19	Ea.	271.00	\$5,152
U	230953103680	Control component, sensor, electric operated, temperature	19	Ea.	183.00	\$3,479
U	230933109000	Electronic control system, minimum labor/equipment charge	19	Job	90.00	\$1,711
Sub Total						\$20,540
					Construction Adjustment	35% 7,086
Construction Cost						\$27,626
					Adjustment Factor	0% 0
					Soft Cost Adjustment	46% 12,592
Total Estimated Amount						\$40,218

Broward County Public Schools

Deficiency Detail

290 Pompano Beach Elementary School

11/25/2015 1:39 PM

Location: **Pompano Beach ES->Bldg 1**

Deficiency:

Assess ID **212733** Surveyor/Update **Sherry Sims**
Deficiency Code ID **M50-03**
Status **Estimated** FCI **Yes**
Life Cycle

Deficiency **Complete HVAC System Wide Replacement**

Category **Capital Renewal** System **Mechanical**

Priority **2-Indirect Impact to Mission (1 Year)** Functional Adequacy **Non Related**

Correction **Replace HVAC System** Quantity / UoM

Project(s) Note

Estimate:

Type	Number	Description	Qty	UoM	Price	Extension	
U	235223203400	Boiler, gas fired, natural or propane, cast iron, hot water, gross output, 3808 MBH, includes standard controls and insulated jacket, packaged	1	Ea.	53,000.00	\$36,824	
U	230505101580	Ductwork, aluminum, fabricated, selective demolition	1,573	Lb	2.56	\$4,027	
U	019313150830	Ductwork, rectangular, clean, 8" x 16" (max)	4,195	LF	4.91	\$20,598	
U	230505100100	Air conditioner, split unit air conditioner, 3 ton, selective demolition	13	Ea.	655.00	\$8,587	
U	095123100500	Suspended acoustic ceiling tiles, fiberglass boards, film faced, thermal, 2' x 2' or 2' x 4' x 3" thick, R11	13,896	SF	3.43	\$47,663	
U	221113239430	Pipe, sub assemblies used in assembly systems, chilled water distribution piping, per ton, less than 61 ton systems	315	SYSTE M	73.50	\$23,125	
U	230713103170	Duct thermal insulation, blanket type, fiberglass, flexible, FSK vapor barrier wrap, .75 lb. density, 1-1/2" thick	13,896	SF	3.95	\$54,889	
U	260580100150	Motor connections, flexible conduit and fittings, 3 phase, 230 volt, 15 HP motor	13	Ea.	226.00	\$2,963	
U	238219100160	Fan coil A.C., cabinet mounted, chilled water, 2.5 ton cooling, includes filters and controls	13	Ea.	2,225.00	\$29,168	
U	220505102050	Pipe, metal pipe, 2" to 3-1/2" diam., selective demolition	2,098	LF	4.79	\$10,047	
U	220505102186	Pump, 7-1/2 H.P. thru 15 H.P., selective demolition	8	Ea.	515.00	\$4,051	
U	230505109000	HVAC, selective demolition, minimum labor/equipment charge	39	Job	680.00	\$26,743	
Sub Total						\$268,686	
					Construction Adjustment	35%	92,697
Construction Cost						\$361,382	
					Adjustment Factor	0%	0
					Soft Cost Adjustment	46%	164,718
Total Estimated Amount						\$526,100	

Pompano Beach Elementary School 290

Broward County Public Schools

Deficiency Detail

290 Pompano Beach Elementary School

11/25/2015 1:39 PM

Location: **Pompano Beach ES->Bldg 1**

Deficiency:

Assess ID **212734** Surveyor/Update **Sherry Sims**
Deficiency Code ID **M52-01**
Status **Estimated** FCI **Yes**
Life Cycle

Deficiency **Test And Balancing Required**

Category **Deferred Maintenance** System **Mechanical**

Priority **3-Short Term Conditions (2-3 Years)** Functional Adequacy **Non Related**

Correction **Fix HVAC Test/Adjust/Balance** Quantity / UoM

Project(s) Note

Estimate:

Type	Number	Description	Qty	UoM	Price	Extension	
U	230593101400	Balancing, air, heating and ventilating equipment, roof exhaust fan, (Subcontractor's quote including material & labor)	6	Ea.	267.00	\$1,484	
U	230593103600	Balancing, air conditioning equipment, supply, return, exhaust, registers and diffusers, laboratory fume hood, (Subcontractor's quote including material & labor)	6	Ea.	400.00	\$2,223	
U	230593104500	Balancing, taps into ceiling plenums, (Subcontractor's quote including material & labor)	28	Ea.	100.00	\$2,779	
U	230593102400	Balancing, air conditioning equipment, central station, built-up variable volume, (Subcontractor's quote including material & labor)	1	Ea.	1,750.00	\$2,432	
U	230593104600	Balancing, air conditioning equipment, supply, return, exhaust, registers and diffusers, variable volume boxes, (Subcontractor's quote including material & labor)	28	Ea.	80.00	\$2,223	
Sub Total						\$11,142	
					Construction Adjustment	35%	3,844
Construction Cost						\$14,986	
					Adjustment Factor	0%	0
					Soft Cost Adjustment	46%	6,830
Total Estimated Amount						\$21,816	

Broward County Public Schools

Deficiency Detail

290 Pompano Beach Elementary School

11/25/2015 1:39 PM

Location: **Pompano Beach ES->Bldg 1**

Deficiency:

Assess ID	212735	Surveyor/Update	Sherry Sims
Deficiency Code ID	M54-03		
Status	Estimated	FCI	Yes
Life Cycle	49993		

Deficiency **Controls Are Inadequate And Should Be Replaced With DDC Controls**

Category	Capital Renewal	System	Mechanical
----------	-----------------	--------	------------

Priority	3-Short Term Conditions (2-3 Years)	Functional Adequacy	Non Related
----------	-------------------------------------	---------------------	-------------

Correction	Replace DDC HVAC Controls	Quantity / UoM	
------------	---------------------------	----------------	--

Project(s) Note

Estimate:

Broward County Public Schools

Deficiency Detail

290 Pompano Beach Elementary School

11/25/2015 1:39 PM

Location: **Pompano Beach ES->Bldg 1**

Deficiency:

Assess ID	212737	Surveyor/Update	Sherry Sims
Deficiency Code ID	M57-03CW		
Status	Estimated	FCI	Yes
Life Cycle	49995		

Deficiency **The Fan Coil (Chilled Water) HVAC Component Requires Replacement**

Category	Capital Renewal	System	Mechanical
----------	-----------------	--------	------------

Priority	3-Short Term Conditions (2-3 Years)	Functional Adequacy	Non Related
----------	-------------------------------------	---------------------	-------------

Correction	Replace Fan Coil - Chilled Water (1/2 ton)	Quantity / UoM	
------------	---	----------------	--

Project(s) Note

Estimate:

Type	Number	Description	Qty	UoM	Price	Extension	
U	230505102150	Fan coil air conditioner, chilled water, up thru 7-1/2 ton, selective demolition	8	Ea.	94.00	\$752	
U	238219100100	Fan coil A.C., cabinet mounted, chilled water, 1/2 ton cooling, includes filters and controls	8	Ea.	1,050.00	\$8,400	
Sub Total						\$9,152	
					Construction Adjustment	35%	3,157
Construction Cost						\$12,309	
					Adjustment Factor	0%	0
					Soft Cost Adjustment	46%	5,611
Total Estimated Amount						\$17,920	

Broward County Public Schools

Deficiency Detail

290 Pompano Beach Elementary School

11/25/2015 1:39 PM

Location: **Pompano Beach ES->Bldg 1**

Deficiency:

Assess ID **212738** Surveyor/Update **Sherry Sims**
Deficiency Code ID **M57-21c**
Status **Estimated** FCI **Yes**
Life Cycle **49991**

Deficiency **Duct Heater Requires Replacement**

Category **Capital Renewal** System **Mechanical**

Priority **3-Short Term Conditions (2-3 Years)** Functional Adequacy **Learning Environment**

Correction **Replace Duct Heater** Quantity / UoM

Project(s) Note

Estimate:

Type	Number	Description	Qty	UoM	Price	Extension
U	238216200360	Duct heater, electric, finned tubular insert, 480 V, 3Ph., 500Deg.F, 26.7 kW, 12" wide x 24" high	1	Ea.	2,825.00	\$2,825
U	230505101850	Air conditioner, duct heater, electric strip, selective demolition, minimum labor/equipment charge	1	Job	161.00	\$161
Sub Total						\$2,986
					Construction Adjustment	35% 1,030
Construction Cost						\$4,016
					Adjustment Factor	0% 0
					Soft Cost Adjustment	46% 1,831
Total Estimated Amount						\$5,847

Broward County Public Schools

Deficiency Detail

290 Pompano Beach Elementary School

11/25/2015 1:39 PM

Location: **Pompano Beach ES->Bldg 1**

Deficiency:

Assess ID **212743** Surveyor/Update **Sherry Sims**
Deficiency Code ID **BP20-01**
Status **Estimated** FCI **Yes**
Life Cycle

Deficiency **Install Fire Sprinklers**
Category **Code Compliance** System **Fire and Security**
Priority **1-Mission Critical Concerns** Functional Adequacy **Non Related**
Correction **Install Fire Sprinkler System** Quantity / UoM
Project(s) Note

Estimate:

Type	Number	Description	Qty	UoM	Price	Extension
U	095123100400	Suspended acoustic ceiling tiles, fiberglass boards, film faced, 2' x 2' or 2' x 4' x 3/4" thick	3,860	SF	2.84	\$10,962
U	090505101200	Ceiling demolition, suspended ceiling, mineral fiber, 2 x 2 or 2 x 4, remove	3,860	SF	0.64	\$2,470
A	D40104101100	Wet pipe sprinkler systems, steel, ordinary hazard, 1 floor, 50,000 SF	13,896	SF	4.02	\$55,862
Sub Total						\$69,295
Construction Adjustment						35% 23,907
Construction Cost						\$93,201
Adjustment Factor						0% 0
Soft Cost Adjustment						46% 42,481
Total Estimated Amount						\$135,683

Broward County Public Schools

Deficiency Detail

290 Pompano Beach Elementary School

11/25/2015 1:39 PM

Location: **Pompano Beach ES->Bldg 1**

Deficiency:

Assess ID **212754** Surveyor/Update **Sherry Sims**
Deficiency Code ID **M100-03E**
Status **Estimated** FCI **Yes**
Life Cycle **49992**

Deficiency **Electric Unit Heater Requires Replacement**

Category **Capital Renewal** System **Mechanical**

Priority **3-Short Term Conditions (2-3 Years)** Functional Adequacy **Non Related**

Correction **Replace 10 KW Electric Unit Heater** Quantity / UoM

Project(s) Note

Estimate:

Type	Number	Description	Qty	UoM	Price	Extension
U	238333106080	Electric heating, unit heater, heavy duty, 480 volt, 10 kW, includes fan & mounting bracket	8	Ea.	1,100.00	\$8,800
U	230505102750	Heater, electric, unit, cabinet, fan or convector, selective demolition	8	Ea.	82.50	\$660
Sub Total						\$9,460
					Construction Adjustment	35% 3,264
Construction Cost						\$12,724
					Adjustment Factor	0% 0
					Soft Cost Adjustment	46% 5,799
Total Estimated Amount						\$18,523

Broward County Public Schools

Deficiency Detail

290 Pompano Beach Elementary School

11/25/2015 1:39 PM

Location: **Pompano Beach ES->Bldg 1**

Deficiency:

Assess ID **224165** Surveyor/Update **Martina StRose**
Deficiency Code ID **BCRoof-02**
Status **Estimated** FCI **Yes**
Life Cycle

Deficiency **Reroofing with new Decking Required (Broward CPS)**

Category **Capital Renewal** System **Roofing**

Priority **2-Indirect Impact to Mission (1 Year)** Functional Adequacy **Non Related**

Correction **Reroof and Replace Decking** Quantity / UoM

Project(s) Note

Estimate:

Type	Number	Description	Qty	UoM	Price	Extension	
M		Estimate based of BCPS experience	13,896	SF	7.25	\$100,746	
Sub Total						\$100,746	
					Construction Adjustment	35%	34,757
Construction Cost						\$135,503	
					Adjustment Factor	0%	0
					Soft Cost Adjustment	42%	57,508
Total Estimated Amount						\$193,011	

Broward County Public Schools
290 Pompano Beach Elementary School

Deficiency Detail

11/25/2015 1:39 PM

Location: **Pompano Beach ES->Bldg 2**

Deficiency:

Assess ID **224167** Surveyor/Update
Deficiency Code ID **BCRoof-02**
Status **Estimated** FCI **Yes**
Life Cycle

Deficiency **Reroofing with new Decking Required (Broward CPS)**

Category **Capital Renewal** System **Roofing**

Priority **2-Indirect Impact to Mission (1 Year)** Functional Adequacy **Non Related**

Correction **Reroof and Replace Decking** Quantity / UoM

Project(s) Note

Estimate:

Type	Number	Description	Qty	UoM	Price	Extension
M		Estimate based of BCPS experience	24,463	SF	7.25	\$177,357
Sub Total						\$177,357
					Construction Adjustment	35% 61,188
Construction Cost						\$238,545
					Adjustment Factor	0% 0
					Soft Cost Adjustment	42% 101,238
Total Estimated Amount						\$339,783

Broward County Public Schools

Deficiency Detail

290 Pompano Beach Elementary School

11/25/2015 1:39 PM

Location: **Pompano Beach ES->CR**

Deficiency:

Assess ID **224171** Surveyor/Update
Defecency Code ID **BCRoof-02**
Status **Estimated** FCI **Yes**
Life Cycle

Deficiency **Reroofing with new Decking Required (Broward CPS)**

Category **Capital Renewal** System **Roofing**

Priority **2-Indirect Impact to Mission (1 Year)** Functional Adequacy **Non Related**

Correction **Reroof and Replace Decking** Quantity / UoM

Project(s) Note

Estimate:

Type	Number	Description	Qty	UoM	Price	Extension	
M		Estimate based of BCPS experience	12,342	SF	7.25	\$89,480	
Sub Total						\$89,480	
					Construction Adjustment	35%	30,870
Construction Cost						\$120,350	
					Adjustment Factor	0%	0
					Soft Cost Adjustment	42%	51,077
Total Estimated Amount						\$171,426	

Broward County Public Schools

Deficiency Detail

290 Pompano Beach Elementary School

11/25/2015 1:39 PM

Location: **Pompano Beach ES->CR**

Deficiency:

Assess ID **224173** Surveyor/Update
Defecency Code ID **BCRoof-02**
Status **Estimated** FCI **Yes**
Life Cycle

Deficiency **Reroofing with new Decking Required (Broward CPS)**

Category **Capital Renewal** System **Roofing**

Priority **2-Indirect Impact to Mission (1 Year)** Functional Adequacy **Non Related**

Correction **Reroof and Replace Decking** Quantity / UoM

Project(s) Note

Estimate:

Type	Number	Description	Qty	UoM	Price	Extension	
M		Estimate based of BCPS experience	13,524	SF	7.25	\$98,049	
Sub Total						\$98,049	
					Construction Adjustment	35%	33,827
Construction Cost						\$131,876	
					Adjustment Factor	0%	0
					Soft Cost Adjustment	42%	55,968
Total Estimated Amount						\$187,844	

Broward County Public Schools

Deficiency Detail

290 Pompano Beach Elementary School

11/25/2015 1:39 PM

Location: **Pompano Beach ES->CR**

Deficiency:

Assess ID **224175** Surveyor/Update
Deficiency Code ID **BCRoof-02**
Status **Estimated** FCI **Yes**
Life Cycle

Deficiency **Reroofing with new Decking Required (Broward CPS)**

Category **Capital Renewal** System **Roofing**

Priority **2-Indirect Impact to Mission (1 Year)** Functional Adequacy **Non Related**

Correction **Reroof and Replace Decking** Quantity / UoM

Project(s) Note

Estimate:

Type	Number	Description	Qty	UoM	Price	Extension	
M		Estimate based of BCPS experience	9,238	SF	7.25	\$66,976	
Sub Total						\$66,976	
					Construction Adjustment	35%	23,107
Construction Cost						\$90,082	
					Adjustment Factor	0%	0
					Soft Cost Adjustment	42%	38,231
Total Estimated Amount						\$128,313	

Broward County Public Schools

Deficiency Detail

290 Pompano Beach Elementary School

11/25/2015 1:39 PM

Location: **Pompano Beach ES->PE**

Deficiency:

Assess ID **224176** Surveyor/Update
Defecency Code ID **BCRoof-02**
Status **Estimated** FCI **Yes**
Life Cycle

Deficiency **Reroofing with new Decking Required (Broward CPS)**

Category **Capital Renewal** System **Roofing**

Priority **2-Indirect Impact to Mission (1 Year)** Functional Adequacy **Non Related**

Correction **Reroof and Replace Decking** Quantity / UoM

Project(s) Note

Estimate:

Type	Number	Description	Qty	UoM	Price	Extension	
M		Estimate based of BCPS experience	1,440	SF	7.25	\$10,440	
Sub Total						\$10,440	
					Construction Adjustment	35%	3,602
Construction Cost						\$14,042	
					Adjustment Factor	0%	0
					Soft Cost Adjustment	42%	5,959
Total Estimated Amount						\$20,001	

Broward County Public Schools

Deficiency Detail

290 Pompano Beach Elementary School

11/25/2015 1:39 PM

Location: **Pompano Beach ES->Sto**

Deficiency:

Assess ID **224177** Surveyor/Update
Defecency Code ID **BCRoof-02**
Status **Estimated** FCI **Yes**
Life Cycle

Deficiency **Reroofing with new Decking Required (Broward CPS)**

Category **Capital Renewal** System **Roofing**

Priority **2-Indirect Impact to Mission (1 Year)** Functional Adequacy **Non Related**

Correction **Reroof and Replace Decking** Quantity / UoM

Project(s) Note

Estimate:

Type	Number	Description	Qty	UoM	Price	Extension	
M		Estimate based of BCPS experience	500	SF	7.25	\$3,625	
Sub Total						\$3,625	
					Construction Adjustment	35%	1,251
Construction Cost						\$4,876	
					Adjustment Factor	0%	0
					Soft Cost Adjustment	42%	2,069
Total Estimated Amount						\$6,945	

Broward County Public Schools

Deficiency Detail

290 Pompano Beach Elementary School

11/25/2015 1:39 PM

Location: **Pompano Beach ES->Media Ctr**

Deficiency:

Assess ID	314846	Surveyor/Update	Antoinette hernani
Defecency Code ID	ReplBldg	FCI	No
Status	Estimated		
Life Cycle			

Deficiency	Building Needs to be Replaced		
Category	New Construction	System	Other
Priority	1-Mission Critical Concerns	Functional Adequacy	Non Related
Correction	Construct Replacement Building	Quantity / UoM	
Project(s) Note			

Estimate:

Type	Number	Description	Qty	UoM	Price	Extension
M		Square Foot Replacement Cost	7,053	SF	99.95	\$704,947
Sub Total						\$704,947
		Construction Adjustment			35%	243,207
Construction Cost						\$948,154
		Adjustment Factor			0%	0
		Soft Cost Adjustment			48%	458,527
Total Estimated Amount						\$1,406,681



Attachment H
The School Board of Broward County, Florida
Office of Facilities & Construction
3775 S.W. 16th Street
Fort Lauderdale, Florida 33312

(754) 321-1500

Consultant's Authorization To Proceed

Project No.: _____ Location No.: _____ Project Title: _____ Facility Name: _____ Project Consultant: _____	Date: _____ SBBC P.O. No.: _____ Line No.: _____ Project Manager: _____ Dir. Capital Planning & Programming _____
--	---

Under the provisions of your contract for professional services, you are hereby authorized to proceed with the following services for the project referenced above.

- | | | |
|---|---|---|
| <input type="checkbox"/> Schematic Design | <input type="checkbox"/> Design Development | <input type="checkbox"/> Construction Documents |
| <input type="checkbox"/> Bidding | <input type="checkbox"/> Construction Contract Administration | <input type="checkbox"/> Warranty |
| <input type="checkbox"/> Other Services: | Attached: _____ | |

This Authorization to Proceed is subject to the following attachments:

- Attachments:
- Professional Services Required
 - Project Schedule
 - Professional Fees
 - Previous ATP's

The scope of the required services is specified on the Professional Services Required with a Fixed Limit of Construction Cost (FLCC) for this project as indicated below:

Original FLCC	Current Cost Estimate	Revised FLCC by ATP
_____	_____	_____

The following professional services will be provided by the Project Consultant as a normal part of its Basic Services for the Project listed above:

Item	Discipline	Description
------	------------	-------------



Attachment H
The School Board of Broward County, Florida
Office of Facilities & Construction
3775 S.W. 16th Street
Fort Lauderdale, Florida 33312

(754) 321-1500

Consultant's Authorization To Proceed (Term Contracts) Cont.

Project Schedule

Project No. & Location No.: _____ Project Title: _____

Facility Name: _____
 Project Consultant: _____

The required project schedule milestones for this project are presented below. (Mandatory)

ACTIVITY	Date Required Or Estimated Time Period	
	Start	Finish
Schematic Design		
Design Development		
Construction Documents Development		
50% Construction Documents		
100% Construction Documents		
Bidding and Award of Contract		
Time for Permitting of Submittals, Prior to the Issuance of the Construction NTP (Part of Contract Administration)		
Construction		
Warranty		



Attachment H
The School Board of Broward County, Florida
Office of Facilities & Construction
3775 S.W. 16th Street
Fort Lauderdale, Florida 33312

(754) 321-1500

Consultant's Authorization To Proceed (Term Contracts)

Professional Fees

Project No. & Location No.: _____ Project Title: _____

Facility Name: _____
 Project Consultant: _____

Phase	Original Basic Fee	Fee Authorized by ATP	Fee Previously Paid	Fee Balance
I (SD) (5%)		%	%	%
II (DD) (10%)		%	%	%
III (CD) (35%/60%)		%	%	%
IV (BID) (65%)		%	%	%
V (CA) (98%)		%	%	%
VI (Warr) (100%)		%	%	%
Other Service Item No. 1		%	%	%
Other Service (Item No. 2)		%	%	%
Other Service (Item No. 3)		%	%	%
Other Service (Item No. 4)		%	%	%
Total:				

Payment for these services shall be made In accordance with the provisions of the Professional Services Agreement.

Approved By Consultant				Recommended By SBBC			
Name: _____				Name: Shelley N. Meloni			
Title: _____				Title: Director, Pre-Construction			
Signature: _____	_____	Date: _____	_____	Signature: _____	_____	Date: _____	_____
Certified By SBBC				Approval by SBBC			
Name: _____				Name: Leo Bobadilla			
Title: _____				Title: Chief Facilities Officer			
Signature: _____	_____	Date: _____	_____	Signature: _____	_____	Date: _____	_____

This document is part of the Professional Services Agreement between The School Board of Broward County, Florida (Owner) and the Design Professional and is incorporated by reference into the terms and conditions of that agreement.